



 ecl-ips  
see the difference

## Product Guide

[www.ecl-ips.com](http://www.ecl-ips.com) | 01527 872000







 orisec

  
orisec

  
orisec

5

Reception



## Are your home and family protected?



We have partnered with the leading manufacturer of intruder alarm equipment to bring you the latest technology available.




[www.ecl-ips.com](http://www.ecl-ips.com) | 01527 872000



# Control Panels



# Communication Modules



# Keypads



# Expanders



# Apps & Software



# Keyfobs, Doorbell, PA & Prox





### Internal Detectors



### External Detectors



### External Sounders



### Internal Sounders



### Wireless Smoke Detectors



### CCTV & Accessories





# Wireless Kits

With Orisec you can create your own Wireless Kit by choosing from over 20 wireless products. To help elevate your brand we'll even add your logo.

## Step 1: Choose your Panel



W-CP-40K Kit



W-CP-40T Kit



W-CP-40E Kit

RK-400 Keypad as standard  
(Optional keypad upgrades available)

## Step 2: Choose any 5 Wireless Devices from the Following



Wireless Detectors

- W-IR-100
- W-IR-100-PET
- W-QD-100
- W-IR-200
- W-IR-200-PET
- W-QD-200
- W-QD-360



Wireless Push Button / Doorbell

- W-DB



Wireless Double Push Panic Button

- W-PA

Dual Tech upgrades available

- W-DT-300
- W-DT-300-PET
- W-DT-360



Wireless Shock & Contacts

- W-MC-C
- W-SD-MC
- W-SD-MC-C
- W-SD
- W-SD-C
- W-ACC-C



Keyfobs

- W-KF-2
- W-KF-4
- W-KF-PA
- W-KFI-2
- W-KFN-2
- W-KFI-4
- W-KFI-6



10x Prox Tags

- PROX-T

## Step 3: Optional Upgrade - Add a Wireless Sounder



W-ES-120



W-ES-220



W-ES-320



W-ES-420




W-ES-520



W-INT-CS





## Control Panel Range



Wireless Control Panels

W-CP-40K  
W-CP-40T  
W-CP-40E



Grade 2 Hybrid Control Panels -  
Blank Endstations

CP-10  
CP-20  
CP-60



Grade 2 Hybrid Control Panels -  
On Board Key pads

CK-10    CT-10  
CK-20    CT-20  
CK-60    CT-60

Standard (2.3Ah) or PLUS (7Ah) versions available



Grade 3 Hybrid Control Panels

CP-50  
CP-100  
CP-200  
CP-500





### Dedicated Bell Terminals

"It's so useful on installations to have the dedicated bell terminals on the W-CP-40."




### Standard Micro USB Socket

"Being able to use a standard micro USB lead is invaluable for UDL and flash upgrading the panels and keypad logo."



### Low Profile Speaker

"The new improved low-profile speaker on the W-CP-40 sounds great with alarm tones, entry/exit tones & voice messages."



### Programmable Chains

"Programmable chains give endless flexibility to the systems."






### Cable Routes

"The integrated cable hooks and routes on the W-CP-40 make installation so neat & straightforward."







### Programmable Chime Tones & Voice Messages

"I recently set the chime as a voice message instead of one of the 4 different tones and the customer loved it."

			
Connectivity	WIRELESS	WIRELESS	WIRELESS
Product Name	W-CP-40K	W-CP-40T	W-CP-40E
Description	Wireless Keyed 40 Zone Stand-Alone Control Panel	Wireless Touchscreen 40 Zone Stand-Alone Control Panel	Wireless 40 Zone Stand-Alone Control Panel End Station
Integrated Wireless Receiver	✓	✓	✓
Onboard Zones	Up to 10	Up to 10	Up to 10
Maximum Zones	40	40	40
Onboard Outputs	Up to 5	Up to 5	Up to 5
Maximum Outputs	44	44	47
Users	40	40	40
Additional Keypads	3	3	4
True Areas	4	4	4
Part Set Modes	3 Per Area	3 Per Area	3 Per Area
Expanders	3	3	3
NFC Tag Compatible	✓	✓	✓
Dedicated SAB Outputs	✓	✓	✓
Network External Sounders	4	4	4
Event Logging	1250	1250	1250
3rd Party Communications Ports	2	2	2
CSL Connected	✓	✓	✓
Supports Camera Streaming via App	✓	✓	✓
16 Ohm Speaker Output	✓	✓	✓
Backup Battery (Included)	2.4 Ah NiMH	2.4 Ah NiMH	2.4 Ah NiMH
Integrated Installation Manual	✓	✓	✓
Display Resolution	128 x 32	480 x 272	-
Programmable Volume Levels	✓	✓	✓
QWERTY Keyboard	-	✓	-
Company Logo on Screen	-	✓	-
User Selectable Colours	-	✓	-
Keypad Randomiser	-	✓	-
Light Sensor	✓	✓	-
Self-Adjusting Backlight	✓	✓	-
Temperature Sensor	✓	✓	✓
On-Board Loud Speaker	✓	✓	✓
'Copy & Paste' Function	✓	✓	-
Selectable Language per User	✓	✓	✓
Tamper Detection Options	Lid & Wall	Lid & Wall	Lid & Wall
Voice Annunciation	✓	✓	✓
Dimensions (hwd)	168 x 234 x 43mm	168 x 234 x 40mm	168 x 234 x 40mm
EN 50131-3	Grade 2	Grade 2	Grade 2



			
	HYBRID	HYBRID	HYBRID
Connectivity	HYBRID	HYBRID	HYBRID
Product Name	CP-10	CP-20	CP-60
Description	Hybrid 10 Zone Control Panel	Hybrid 20 Zone Control Panel	Hybrid 60 Zone Control Panel
Optional Wireless Access Point	✓	✓	✓
Onboard Zones	10	10	10
Maximum Zones	10	20	60
Panel Outputs	3	5	5
Maximum Outputs	18	30	73
Users	10	20	100
Keypads	5	5	6
True Areas	1	2	6
Part Set Modes	3 Per Area	3 Per Area	3 Per Area
Expanders	-	1	5
NFC Tag Compatible	✓	✓	✓
Network External Sounders	2	4	4
Optional On-Board PSTN	✓	✓	✓
Event Logging	1250	1250	1250
Network Blocks	1	1	1
3rd Party Communications Ports	-	2	2
CSL Connected	-	✓	✓
Supports Camera Streaming via App	-	✓	✓
16 Ohm Speaker Output	✓	✓	✓
Software Programmable Fuses	-	-	-
Battery Support	7Ah / 9Ah Plastic 17Ah Metal	7Ah / 9Ah Plastic 17Ah Metal	7Ah / 9Ah Plastic 17Ah Metal
Power Supply	1.5A	1.5A	1.5A
Housing	High Density ASA	High Density ASA	High Density ASA / 1.2mm Steel
Dimensions (hwd)	Polymer: Metal (Small): Metal (Large):	261 x 300 x 89mm 416 x 315 x 90mm 390 x 390 x 95mm	261 x 300 x 89mm 416 x 315 x 90mm 390 x 390 x 95mm
EN 50131-3	Grade 2	Grade 2	Grade 2




### CP-60 Metal Housing Option

“Stronger, more robust metal housing option that supports a 17Ah Battery.”









### End User WiFi Setup

“When a customer changed routers, it was great for them to be able to update the SSID and password themselves.”







### CK-20 PCB

“It’s the little touches like being able to get to all the mounting screws without removing the PCB.”

						
Connectivity	HYBRID	HYBRID	HYBRID	HYBRID	HYBRID	HYBRID
Product Name	CK-10 CK-10-PLUS	CK-20 CK-20-PLUS	CK-60 CK-60-PLUS	CT-10 CT-10-PLUS	CT-20 CT-20-PLUS	CT-60 CT-60-PLUS
Description	Hybrid 10 Zone Control Panel	Hybrid 20 Zone Control Panel	Hybrid 60 Zone Control Panel	Hybrid 10 Zone Control Panel	Hybrid 20 Zone Control Panel	Hybrid 60 Zone Control Panel
Optional Wireless Access Point	✓	✓	✓	✓	✓	✓
Onboard Zones	10	10	10	10	10	10
Maximum Zones	10	20	60	10	20	60
Panel Outputs	4	4	4	4	4	4
Maximum Outputs	16	26	69	16	26	69
Users	10	20	100	10	20	100
Additional Keypads	4	4	5	4	4	5
True Areas	1	2	6	1	2	6
Part Set Modes	3 Per Area	3 Per Area	3 Per Area	3 Per Area	3 Per Area	3 Per Area
Expanders	-	1	5	-	1	5
NFC Tag Compatible	-	✓	✓	-	✓	✓
Network External Sounders	1	4	4	1	4	4
Event Logging	1250	1250	1250	1250	1250	1250
Network Blocks	1	1	1	1	1	1
3rd Party Communications Ports	-	2	2	-	2	2
CSL Connected	-	✓	✓	-	✓	✓
Supports Camera Streaming via App	-	✓	✓	-	✓	✓
16 Ohm Speaker Output	✓	✓	✓	✓	✓	✓
Battery Support - Standard Version	2.3 Ah / 2.9 Ah	2.3 Ah / 2.9 Ah	2.3 Ah / 2.9 Ah	2.3 Ah / 2.9 Ah	2.3 Ah / 2.9 Ah	2.3 Ah / 2.9 Ah
Battery Support - PLUS Version	7Ah / 9Ah	7Ah / 9Ah	7Ah / 9Ah	7Ah / 9Ah	7Ah / 9Ah	7Ah / 9Ah
Power Supply	1.5 A	1.5 A	1.5 A	1.5 A	1.5 A	1.5 A
Integrated Installation Manual	✓	✓	✓	✓	✓	✓
Display Resolution	128 x 32	128 x 32	128 x 32	480 x 272	480 x 272	480 x 272
Programmable Volume Levels	✓	✓	✓	✓	✓	✓
QWERTY Keyboard	-	-	-	✓	✓	✓
Company Logo on Screen	-	-	-	✓	✓	✓
User Selectable Colours	-	-	-	✓	✓	✓
Keypad Randomiser	-	-	-	✓	✓	✓
Light Sensor	✓	✓	✓	✓	✓	✓
Self-Adjusting Backlight	✓	✓	✓	✓	✓	✓
Temperature Sensor	✓	✓	✓	✓	✓	✓
On-Board Loud Speaker	✓	✓	✓	✓	✓	✓
'Copy & Paste' Function	✓	✓	✓	✓	✓	✓
Selectable Language per User	✓	✓	✓	✓	✓	✓
Tamper Detection Options	Lid & Wall	Lid & Wall	Lid & Wall	Lid & Wall	Lid & Wall	Lid & Wall
Dimensions Standard (hwd)	275 x 195 x 55mm	275 x 195 x 55mm	275 x 195 x 55mm	275 x 195 x 55mm	275 x 195 x 55mm	275 x 195 x 55mm
Dimensions PLUS (hwd)	281 x 238 x 87mm	281 x 238 x 87mm	281 x 238 x 87mm	281 x 238 x 87mm	281 x 238 x 87mm	281 x 238 x 87mm
EN 50131-3	Grade 2	Grade 2	Grade 2	Grade 2	Grade 2	Grade 2




				
Connectivity	HYBRID	HYBRID	HYBRID	HYBRID
Product Name	CP-50	CP-100	CP-200	CP-500
Description	Hybrid 50 Zone Control Panel	Hybrid 100 Zone Control Panel	Hybrid 200 Zone Control Panel	Hybrid 500 Zone Control Panel
Optional Wireless Access Point	✓	✓	✓	✓
Onboard Zones	10	10	10	10
Maximum Zones	50	100	200	500
Panel Outputs	20	20	20	20
Maximum Outputs	90	140	270	660
Users	50	100	200	500
Keypads	10	10	20	50
True Areas	5	10	20	50
Part Set Modes	3 Per Area	3 Per Area	3 Per Area	3 Per Area
Expanders	4	9	19	49
NFC Tag Compatible	✓	✓	✓	✓
Network External Sounders	4	4	8	20
PSTN On-Board Option	-	-	-	-
Event Logging	1250	1250	1250	1250
Network Blocks	1	1	2	5
3rd Party Communications Ports	3	3	3	3
CSL Connected	✓	✓	✓	✓
Supports Camera Streaming via App	✓	✓	✓	✓
Voltage Free Relay	1	1	1	1
16 Ohm Speaker Output	✓	✓	✓	✓
Software Programmable Fuses	✓	✓	✓	✓
Battery Support	17Ah	17Ah	17Ah	17Ah
Power Supply	2.75A	2.75A	2.75A	2.75A
Housing	High Density ASA / 1.2mm Steel	1.2mm Steel	1.2mm Steel	1.2mm Steel
Voice Annunciation	✓	✓	✓	✓
Dimensions (hwd)	Polymer: Metal (Small): Metal (Large):	287 x 338 x 89mm 416 x 315 x 90mm 390 x 390 x 95mm	287 x 338 x 89mm 416 x 315 x 90mm 390 x 390 x 95mm	287 x 338 x 89mm 416 x 315 x 90mm 390 x 390 x 95mm
EN 50131-3	Grade 3	Grade 3	Grade 3	Grade 3

Grade 3 Control Panels




**Gantry Space**

“The integrated gantry has fixing holes for Orisec expanders and third-party comms modules.”



**Tampers**

“Configurable tampers come in really handy, especially for the bells & panels.”




**Metal Panels**

“Every knock-out works, every catch and clip on the PCB is perfectly in-line, every cable tie has a push in point and there are even additional plastic feet.”



**Programmable inputs/outputs on RKPs**

“We used an output from the keypad to control a porch light.”



**RJ45 connections for Engineer Keypads**

“Being able to plug an engineer keypad into an expander or Grade 3 panel saves so much time.”



**Programmable Part Sets**

“3 fully programmable part set modes for each area.”

	SINGLE PATH				DUAL PATH					TRIPLE PATH	
Description	Wi-Fi Module	GSM/GPRS Module	IP Module	PSTN Module	GSM + Wi-Fi Module	IP + GSM Module	IP + Wi-Fi Module	PSTN + GSM Module	PSTN + Wi-Fi Module	GSM + IP + WiFi Module	GSM + PSTN + WiFi Module
Product Name	CM2-WI-FI	CM2-GSM	CM2-IP	CM2-PSTN	CM2-WIFI-GSM	CM2-IP-GSM	CM2-IP-WIFI	CM2-PSTN-GSM	CM2-PSTN-WIFI	CM2-GSM-IP-WIFI	CM2-GSM-PSTN-WIFI
<b>Features</b>											
UDL	✓	✓	✓	-	✓	✓	✓	✓	✓	✓	✓
Apps	✓	✓	✓	-	✓	✓	✓	✓	✓	✓	✓
<b>Protocols</b>											
Fast Format, Contact ID & SIA 2/3	✓	✓	✓	✓	✓	✓	✓	✓	✓	✓	✓
SMS	-	✓	-	✓	✓	✓	-	✓	✓	✓	✓
2G/3G/4G & Quad Band Module	-	✓	-	-	✓	✓	-	✓	-	✓	✓
TCP/IP, UDP, DHCP & HTTP	✓	-	✓	-	✓	✓	✓	-	✓	✓	✓
IEEE 802.11B/G/N WEP, WPA & WPA2-PSK	✓	-	-	-	✓	-	✓	-	✓	✓	✓




**CM2 Modules**

“Multipath CM2 Modules now plug directly onto all Orisec panels.”



**CSL Connected**

“A perfect combination of professional monitoring & end user apps – CSL Connected fits in even our smallest panel: W-CP-40.”










**Single, Dual & Triple Path**

“Single, Dual & Triple path modules available with PSTN, GSM, WIFI & IP.”



# New Keypads

	Series	Finishes	Wireless Connectivity	Model	Keys
WIRED	RK-700 Series 	Black or White No Cover	Wired Keypad with Wireless Receiver	RK-720	Black Keys Without Keycaps
				RK-750	White Keys With Keycaps
WIREDLESS	W-RK-700 Series 	White No Cover	Fully Wireless Keypad	W-RK-720	Black Keys Without Keycaps
				W-RK-750	White Keys With Keycaps
WIRED	RK-800 Series 	White With Hinged Cover	Wired Keypad with Wireless Receiver	RK-820	Black Keys Without Keycaps
				RK-850	White Keys With Keycaps
WIREDLESS	W-RK-800 Series 	White With Hinged Cover	Fully Wireless Keypad	W-RK-820	Black Keys Without Keycaps
				W-RK-850	White Keys With Keycaps
WIRED	RK-900 Series 	Black or White No Cover	Wired Keypad with Wireless Receiver	RK-920	Black Keys Without Keycaps
				RK-950	White Keys With Keycaps
WIRED	RK-1000 Series 	White With Hinged Cover	Wired Keypad with Wireless Receiver	RK-1020	Black Keys Without Keycaps
				RK-1050	White Keys With Keycaps
WIRED	TK-1200 Series 	White, Metallic Silver, Metallic Grey, Graphite, Piano Black	Wired Keypad with Wireless Receiver	TK-1250	Touchscreen

## Key Options



Black Keys  
Without Keycaps



White Keys  
With Keycaps



Keypads



## Features

- Integrated Wireless Receiver
- 8 Line Menu Display on RK-900 & RK-1000
- 2x Programmable Soft Keys
  - Voice Annunciation
- Optional 16 Ohm Speaker Kit
  - Optional On-board Prox
  - Soft Close Mechanism
  - 16 Ohm Speaker Output



### Selectable Languages Per User

"It's great to be able to set up the keypads with a different language for different users."









### Keypad Randomiser

"Customers love the extra level of security in being able to randomise the keys on the touchscreen keypad."







### QWERTY Keypad on Touchscreen

"The QWERTY keypad on the touchscreen makes both the installation and use of the keypad so much quicker and easier."

						
Connectivity	WIRED	WIRED	WIRED	WIRED	WIRED	WIRELESS
Product Name	RK-400	RK-450	TK-650	MK-700	RK-700 Series: RK-720 & RK-750	W-RK-700 Series: W-RK-720 & W-RK-750
Description	LCD Keypad with Detachable Hinged Cover	Large Display LCD Keypad with Detachable Hinged Cover	5" Touch Screen Keypad	Metal LCD Keypad	LCD Keypad	Wireless LCD Keypad
Integrated Installation Manual	✓	✓	✓	✓	✓	✓
NFC Prox Tag Support - Optional	✓	✓	✓	✓	✓	✓
Wired Keypad with Wireless Receiver	-	-	-	-	RK-720 & RK-750	-
Fully Wireless Keypad	-	-	-	-	-	✓
Programmable Inputs / Outputs	1 Zone Input	1 Zone Input	3	3	3	1 Zone Input
Programmable Function Keys	-	-	-	-	-	-
Display Resolution	128 x 32	128 x 32	480 x 272	128 x 32	128 x 32	128 x 32
Temperature Sensor	✓	✓	✓	✓	✓	✓
On-Board Piezo Sounder	✓	✓	✓	✓	✓	✓
16 Ohm Speaker Output	-	-	✓	✓	✓	-
Optional 16 Ohm Speaker Kit	-	-	-	-	SPK-7	-
Voice Annunciator	-	-	-	-	✓	-
'Copy & Paste' Function	✓	✓	✓	✓	✓	✓
Selectable Language Per User	✓	✓	✓	✓	✓	✓
Programmable Volume Levels	-	-	✓	✓	✓	✓
Light Sensor	-	-	✓	✓	✓	✓
Self-Adjusting Backlight	-	-	✓	✓	✓	✓
Tamper Detection Options	Lid (Optional Wall)	Lid (Optional Wall)	Lid, Wall & Screw	Lid, Wall & Screw	Lid & Wall	Lid & Wall
QWERTY Keyboard	-	-	✓	-	-	-
Company Logo on Screen	-	-	✓	-	-	-
User Selectable Colour	-	-	✓	-	-	-
Keypad Randomiser	-	-	✓	-	-	-
Hinged PCB	✓	✓	-	-	-	-
Black Keys Without Keycaps	✓	✓	-	-	RK-720	W-RK-720
White Keys With Keycaps	-	-	-	✓	RK-750	W-RK-750
Mounting Options	Low Profile	Low Profile	Flush / Low Profile / Surface Mount	Flush / Low Profile / Surface Mount	Low Profile	Low Profile
Input Voltage	10-15 Vdc	10-15 Vdc	9-15 Vdc	9-15 Vdc	9-15 Vdc	-
Current Consumption - Quiescent / Backlit	35mA / 70mA	35mA / 70mA	50mA / 100mA	35mA / 60mA	35mA / 60mA	10µA / 35mA
Dimensions (hwd - based on low profile)	120 x 153 x 30mm	120 x 153 x 30mm	121 x 166 x 26mm	121 x 166 x 26mm	119 x 148 x 32mm	119 x 148 x 42mm
Material	High Density ASA	High Density ASA	High Density ASA	High Impact Zinc Alloy	High Density ASA	High Density ASA
Colour Finishes	White	White	White / Metallic Silver / Metallic Grey / Graphite / Piano Black	Satin Chrome / Anthracite / Granite / Polished Chrome	White / Black	White
Local External PSU	-	-	-	-	-	12V DC
Battery Powered	-	-	-	-	-	4, 6 or 8 x AA Alkaline 1.5V
EN 50131-3	Grade 2	Grade 2	Grade 3	Grade 3	Grade 3	Grade 2



					
Connectivity	WIRED	WIRELESS	WIRED	WIRED	WIRED
Product Name	RK-800 Series: RK-820 & RK-850	W-RK-800 Series: W-RK-820 & W-RK-850	RK-900 Series: RK-920 & RK-950	RK-1000 Series: RK-1020 & RK-1050	TK-1200 Series: TK-1250
Description	LCD Keypad with Hinged Cover	Wireless LCD Keypad with Hinged Cover	Vertical LCD Keypad	Vertical LCD Keypad with Hinged Cover	5" Touch Screen Keypad
Integrated Installation Manual	✓	✓	✓	✓	✓
NFC Prox Tag Support - Optional	✓	✓	✓	✓	✓
Wired Keypad with Wireless Receiver	RK-820 & RK-850	-	RK-920 & RK-950	RK-1020 & RK-1050	TK-1250
Fully Wireless Keypad	-	✓	-	-	-
Programmable Inputs / Outputs	3	1 Zone Input	3	3	3
Programmable Function Keys	-	-	2	2	-
Display Resolution	128 x 32	128 x 32	128 x 64	128 x 64	480 x 272
Temperature Sensor	✓	✓	✓	✓	✓
On-Board Piezo Sounder	✓	✓	✓	✓	✓
16 Ohm Speaker Output	✓	-	✓	✓	✓
Optional 16 Ohm Speaker Kit	SPK-7	-	SPK-9	SPK-9	-
Voice Annunciator	✓	-	✓	✓	-
'Copy & Paste' Function	✓	✓	✓	✓	✓
Selectable Language Per User	✓	✓	✓	✓	✓
Programmable Volume Levels	✓	✓	✓	✓	✓
Light Sensor	✓	✓	✓	✓	✓
Self-Adjusting Backlight	✓	✓	✓	✓	✓
Tamper Detection Options	Lid & Wall	Lid & Wall	Lid & Wall	Lid & Wall	Lid, Wall & Screw
QWERTY Keyboard	-	-	-	-	✓
Company Logo on Screen	-	-	-	-	✓
User Selectable Colour	-	-	-	-	✓
Keypad Randomiser	-	-	-	-	✓
Hinged PCB	-	-	-	-	-
Black Keys Without Keycaps	RK-820	W-RK-820	RK-920	RK-1020	-
White Keys With Keycaps	RK-850	W-RK-850	RK-950	RK-1050	-
Mounting Options	Low Profile	Low Profile	Low Profile	Low Profile	Low Profile
Input Voltage	9-15 Vdc	-	9-15 Vdc	9-15 Vdc	9-15 Vdc
Current Consumption - Quiescent / Backlit	35mA / 60mA	10µA / 35mA	45mA / 70mA	45mA / 70mA	50mA / 100mA
Dimensions (hwd)	119 x 148 x 34mm	119 x 148 x 44mm	158 x 93 x 33mm	158 x 93 x 33mm	119 x 148 x 27mm
Material	High Density ASA	High Density ASA	High Density ASA	High Density ASA	High Density ASA
Colour Finishes	White	White	White / Black	White	White / Metallic Silver / Metallic Grey / Graphite / Piano Black
Local External PSU	-	12V DC	-	-	-
Battery Powered	-	4, 6 or 8 x AA Alkaline 1.5V	-	-	-
EN 50131-3	Grade 3	Grade 2	Grade 3	Grade 3	Grade 3



### Integrated Help File

"The built-in manual helps to program the system without ever having to go back to the van and get the printed installation manuals."









### 8 Line Display



"The 8 Line Menu display on the new RK-900 & RK-1000 Series makes programming even quicker and simpler."



### Adjustable Backlight

"It's such a nice touch to be able to dim the keypad backlight when installing keypads in bedrooms."


						
Connectivity	WIRED	WIRED	WIRED	WIRED	WIRED	WIRED
Product Name	ZX-10	ZX-10-PLUS	ZX-10E	ZX-10E-PLUS	PZX-10	ZX-10L
Description	Zone & Output Expander	Zone & Output Expander	Zone Expander	Zone Expander	Powered Zone & Output Expander	Local Zone Expander
Zones	10	10	10	10	10	10
Outputs	10	10	-	-	10	-
On Board Piezo	✓	✓	-	-	✓	-
16 Ohm Speaker Output	✓	✓	-	-	✓	-
Tamper Detection	Lid, Wall & Screw	Lid & Wall	Lid, Wall & Screw	Lid & Wall	Lid & Wall	-
RJ45 Support for Network In/Out	✓	✓	-	-	✓	-
7 Segment Display	✓	✓	-	-	✓	-
Address Noise Notification	✓	✓	-	-	✓	-
Local Diagnostics	✓	✓	-	-	✓	-
Temperature Sensor	✓	✓	-	-	✓	-
2 Way Wireless Communications	-	-	-	-	-	-
Light Sensor	✓	✓	-	-	-	-
Housing	High Density ASA	High Density ASA	High Density ASA	High Density ASA	High Density ASA / 1.2mm Steel	-
Wireless Devices	-	-	-	-	-	-
Dimensions (hwd)	132 x 185 x 37mm	195 x 151 x 50mm	132 x 185 x 37mm	195 x 151 x 50mm	Metal: 390 x 390 x 95mm Plastic: 338 x 287 x 88mm	-

		
Connectivity	WIRED	WIRED
Product Name	JB-40	JB-40-RL5
Description	Tamper Proof Junction Box	Tamper Proof Junction Box with 5x Relays
NO/NC Relays (1A/24V)	-	5
Tamper Detection	Lid & Wall	Lid & Wall
Housing	High Density ASA	High Density ASA
Dimensions (hwd)	195 x 151 x 50 mm	195 x 151 x 50 mm



**Expander Plus Housing**

“The optional larger expander box is great for installations with lots of wiring. The cable management hooks help keep it neat.”




**On Board Piezo**

“Being able to make specific expanders or keypads beep helps you locate them quickly.”



# Zone & Output Expander ZX-10-PLUS

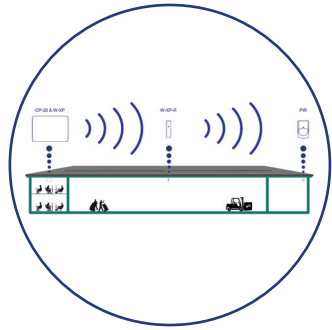


Actual Size




### W-XP-R as a Wireless Expander

“The W-XP-R is a quick and easy way to add wireless expansion to any Orisec control panel.”



### W-XP-R as a Wireless Repeater

“The W-XP-R was used as a repeater to double the wireless range in a large factory.”



### Wireless Access Point


“The plug on wireless access point is the easiest way to add wireless connectivity to a wide range of Orisec products.”

Connectivity	WIRELESS	WIRELESS	WIRELESS	WIRELESS	WIRELESS	WIRED / WIRELESS	WIRED / WIRELESS
Product Name	W-XP	W-XP-R W-XPR-EXT	W-AP	W-RP-PSU	W-ROX-1	ROX-5	ROX-10
Description	Wireless Expander	Internal & External Wireless Expander, Repeater & Bridge	Wireless Access Point	Powered EN Wireless Repeater	Wireless Relay Output Expander	5x Relay Output Expander	10x Relay Output Expander
Outputs	2	-	-	-	1	5	10
On Board Piezo	✓	-	-	-	-	✓	✓
16 Ohm Speaker Output	✓	-	-	-	-	✓	✓
Tamper Detection	Lid, Wall & Screw	Lid & Wall	-	Lid & Wall	Lid & Wall	Lid & Wall	Lid & Wall
RJ45 Support for Network In/Out	✓	-	-	-	-	-	-
7 Segment Display	✓	-	-	-	-	-	-
Address Noise Notification	✓	-	-	-	-	-	-
Local Diagnostics	✓	-	-	-	-	✓	✓
Temperature Sensor	✓	✓	-	✓	✓	✓	✓
2 Way Wireless Communications	✓	✓	✓	✓	✓	✓ Requires W-AP	✓ Requires W-AP
Light Sensor	✓	-	-	-	-	-	-
Tamper Return Terminal for External Sounders	✓	-	-	-	-	-	-
Antenna Diversity	✓	-	-	-	-	-	-
Frequency Hopping Technology	✓	✓	✓	✓	✓	✓ Requires W-AP	✓ Requires W-AP
Acts as a Wireless Repeater	-	✓	-	✓	✓	✓ Requires W-AP	✓ Requires W-AP
Acts as a Wireless Bridge	-	✓	-	-	-	-	-
Housing	High Density ASA	High Density ASA EXT: IP65 High Density ASA	-	High Density ASA	High Density ASA	High Density ASA	High Density ASA
Wireless Devices	Supports up to 100 wireless devices	Supports up to 100 wireless devices	Supports up to 100 wireless devices	Supports up to 100 wireless devices	-	-	-
Dimensions (hwd)	132 x 185 x 37mm	123 x 25 x 29mm EXT: 158 x 67 x 36mm	-	120 x 120 x 49mm	123 x 25 x 29mm	195 x 151 x 50mm	195 x 151 x 50mm
Local External PSU	-	12V DC	-	220 - 240V AC	12V DC 24V AC	12V DC 24V AC	12V DC 24V AC



# W-ROX-1, ROX-5 & ROX-10

## Relay Output Expander Application Examples




**W-ROX-1**



**ROX-5**



**ROX-10**





### Wireless External Sounder Support

“The ability to add a wireless external sounder to an existing system is one of my favourite features of the Wireless Universal Receiver.”



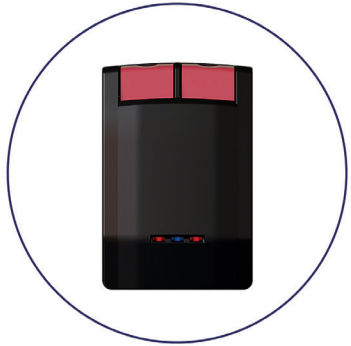




### W-UZR Range

“Flexibility to add up to 1, 5 or 10 Orisec wireless devices onto 3rd party control panels or NVRs.”

			
Connectivity	<b>WIRELESS</b>	<b>WIRELESS</b>	<b>WIRELESS</b>
Product Name	W-UZR-1	W-UZR-5	W-UZR-10
Description	Wireless Universal Receiver	Wireless Universal Receiver	Wireless Universal Receiver
Zones	1	5	10
Outputs	1	5	10
On Board Piezo	-	✓	✓
Tamper Detection	Lid & Wall	Lid, Wall & Screw	Lid, Wall & Screw
7 Segment Display	-	✓	✓
Local Diagnostics	✓	✓	✓
Temperature Sensor	✓	✓	✓
2 Way Wireless Communications	✓	✓	✓
Frequency Hopping Technology	✓	✓	✓
Housing	High Density ASA	High Density ASA	High Density ASA
Wireless Devices	1	5	10
Dimensions (hwd)	87 x 25 x 25mm	132 x 185 x 37mm	132 x 185 x 37mm
Local External PSU	12V DC	12V DC 24V DC	12V DC 24V DC

## Wireless Universal Receiver W-UZR-10



Use the W-UZR-10 to add Orisec wireless devices  
to 3rd Party Control Panels or NVRs



## End User ControlPlus App



### ControlPlus

The ControlPlus App gives users complete visibility of their system, including camera streaming, allowing total operational control, system event notifications and monitoring from anywhere, at any time.

## Installer Apps



### Engineer App

The Engineer App will allow system diagnostics and configuration from your mobile device.



### CoTD

The CoTD App will generate an engineer's "Code of the Day" and provide reset codes if that feature has been enabled on the control panel.

## Elderly Care with the ControlPlus App



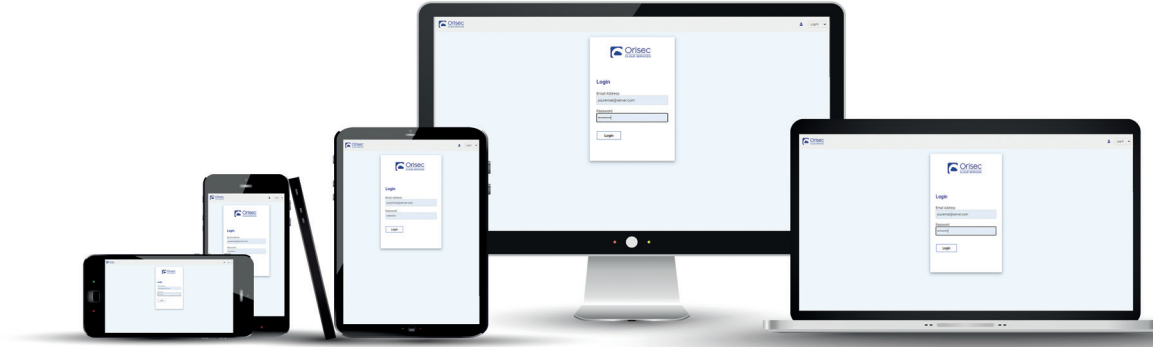
Did you know your customers can now use our ControlPlus App to check on their loved ones without invading their privacy?

The app will warn relatives if there has been no activity within the programmed zones and timeframes.

## Customise our end user app with your company details



## Remote Servicing



Orisec's cloud-based platform to manage your systems remotely via our web-based portal

## PC Software




Orisec UDL Software



RKP Logo Editor



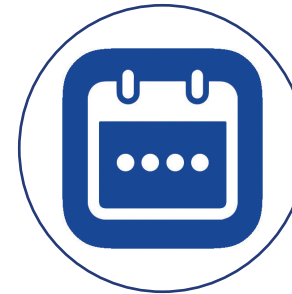
Flash Programmer



Easy Reset PC



Voice Message Uploader



Code of the Day



### Lanyard

“2 button diamond PA’s can be worn on a lanyard for easy accessibility.”



### Coloured Fobs

“In addition to the standard black keyfobs, they are also available in red for PA & green for Medical.”

Connectivity	WIRELESS	WIRELESS	WIRELESS	WIRELESS	WIRELESS	WIRELESS	WIRELESS	WIRELESS	WIRELESS	WIRELESS
Product Name	W-KFI-2	W-KFN-2	W-KFI-4	W-KFI-6	W-KFI-WT	W-KFI-PA	W-KFI-MED	W-KF-4	W-KF-2	W-KF-PA
Description	Wireless 2 Button Iconic Keyfob	Wireless 2 Button Numeric Keyfob	Wireless 4 Button Iconic Keyfob	Wireless 6 Button Iconic Keyfob	Wireless Walk Test Keyfob	Wireless 2 Button Keyfob	Wireless 2 Button Keyfob	Wireless 4 Button Keyfob	Wireless 2 Button Keyfob	Wireless 2 Button Keyfob / PA
Buttons	2	2	4	6	2	2	2	4	2	2
Functions	2	3	5	7	Walk Test	3	3	8	3	3
2 Button PA Function	-	✓	✓	✓	-	✓	✓	✓	✓	✓
Programmable Button	-	2	2	4	-	2	2	2	2	2
Security Locking Feature	-	✓	✓	✓	-	✓	✓	✓	✓	✓
2 Way Wireless Communications	✓	✓	✓	✓	✓	✓	✓	✓	✓	✓
Typical Range (line of sight)	> 150m	> 150m	> 150m	> 150m	> 150m	> 150m	> 150m	> 150m	> 150m	> 150m
Simple Enrolment	✓	✓	✓	✓	✓	✓	✓	✓	✓	✓
Frequencies	868.65MHz & 869.15MHz	868.65MHz & 869.15MHz	868.65MHz & 869.15MHz	868.65MHz & 869.15MHz	868.65MHz & 869.15MHz	868.65MHz & 869.15MHz	868.65MHz & 869.15MHz	868.65MHz & 869.15MHz	868.65MHz & 869.15MHz	868.65MHz & 869.15MHz
Frequency Hopping Technology	✓	✓	✓	✓	✓	✓	✓	✓	✓	✓
Average Battery Life (key presses)	> 30,000	> 30,000	> 30,000	> 30,000	-	> 30,000	> 30,000	> 30,000	> 30,000	> 30,000
Battery (3V Lithium)	CR2354	CR2354	CR2354	CR2354	CR2354	CR2354	CR2354	CR2354	CR2354	CR2354
Replaceable Battery	✓	✓	✓	✓	✓	✓	✓	✓	✓	✓
True Battery Reading	✓	✓	✓	✓	-	✓	✓	✓	✓	✓
Digital Thermometer	✓	✓	✓	✓	-	✓	✓	✓	✓	✓
Multi-Colour LED Indication	✓	✓	✓	✓	✓	✓	✓	✓	✓	✓
System Status	✓	✓	✓	✓	✓	✓	✓	✓	✓	✓
Installer Customisable	✓	✓	✓	✓	✓	✓	✓	✓	✓	✓
Colour	Black	Black	Black	Black	Black	Red	Green	Black	Black/Red/Green	Black/Red/Green
Dimensions (hwd)	70 x 39 x 16mm	70 x 39 x 16mm	70 x 39 x 16mm	70 x 39 x 16mm	70 x 39 x 16mm	70 x 39 x 16mm	70 x 39 x 16mm	58 x 53 x 15mm	58 x 53 x 15mm	57 x 42 x 16mm
EN50131-5-3:2017	Grade 2	Grade 2	Grade 2	Grade 2	-	Grade 2	Grade 2	Grade 2	Grade 2	Grade 2

### Keyfob Application Examples



Sounder



Outdoor Lighting



CCTV



				
Connectivity	WIRELESS	WIRELESS	WIRELESS	WIRELESS
Product Name	W-RMT-1	W-RMT-2	W-RMT-4	W-RMT-6
Description	Wireless 1 Button Remote	Wireless 2 Button Remote	Wireless 4 Button Remote / PA	Wireless 6 Button Remote
Buttons	1	2	4	6
Functions	1	2	4	6
Programmable Button	1	2	4	6
Security Locking Feature	✓	✓	✓	✓
Typical Range (line of sight)	> 150m	> 150m	> 150m	> 150m
Frequency	433MHz	433MHz	433MHz	433MHz
Average Battery Life (key presses)	> 30,000	> 30,000	> 30,000	> 30,000
Battery (3V Lithium)	CR2354	CR2354	CR2354	CR2354
Replaceable Battery	✓	✓	✓	✓
Installer Customisable	✓	✓	✓	✓
Dimensions (hwd)	70 x 39 x 16mm	70 x 39 x 16mm	70 x 39 x 16mm	70 x 39 x 16mm

					
Connectivity	WIRELESS	WIRELESS	WIRELESS	WIRELESS	WIRELESS
Product Name	W-REC-1	W-REC-2	W-REC-3	W-REC-4-EXT	W-TX-4-EXT
Description	Internal 1 channel	Internal 2 channel	Internal 3 channel	External 4 channel	External Transmitter – 4 channel
Outputs	1	2	3	4	4
Frequency	433MHz	433MHz	433MHz	433MHz	433MHz
Dimensions (hwd)	73 x 47 x 22mm	86 x 61 x 22mm	86 x 61 x 22mm	158 x 69 x 36mm (without antenna)	158 x 69 x 36mm (without antenna)

### Remote Application Examples



### Pole Mounting



“The external relay receiver allows for simple pole mounting if required.”



### PRX-INT-NET with 3 Programmable Inputs/Outputs

"We programmed one of the outputs to control a door Maglock."



### Stand-alone Door Entry System

"Internal prox can be used as standalone door entry system when connected to a ROX-10"



### W-DB Usage Examples

So many different uses for the W-DB; Doorbell, Push to Exit (**Green**), System Arm, Elderly Care (**Red**) / Help Call & Remote Control e.g. Gates, Doors etc

WIRED	WIRED
PRX-INT-NET	PRX-EXT
Internal Network Prox Reader	External Prox Reader
100 x 38 x 23mm (hwd)	100 x 47 x 17.5mm (hwd)
Grade 3	Available in Black/White
3 Programmable Inputs/Outputs	IP-65
On-Board Sounder	Wiegand Interface
Status Indication	Status Indication
Optional Side Mounting Bracket (PRX-INT-BKT)	Must be connected to the PRX-INT-NET or supported keypad
Lid & Wall Tamper	
English & Icon Versions	

PRX-INT-BKT	PROX-T
Optional Side Mounting Bracket for Internal Installation in Window Frames	Prox Tag
121.5 x 38 x 16 (hwd)	46 x 42 x 5 (hwd)
90° Mounting Only	NFC Technology
1.20mm Steel	Branded with your logo
White	Black








	WIREFLESS
Connectivity	W-PA
Product Name	Wireless Double Push Panic Button
Description	
Buttons	2
Functions	3
2 Button PA Function	✓
Programmable Buttons	✓
2 Way Wireless Communications	✓
Typical Range (line of sight)	> 150m
Simple Enrolment	✓
Frequencies	868.65MHz & 869.15MHz
Frequency Hopping Technology	✓
Average Battery Life	> 2 Years
Battery (3V Lithium)	CR2354
True Battery Reading	✓
Digital Thermometer	✓
Multi-Colour LED Indication	✓
Installer Customisable	✓
Dimensions (hwd)	86 x 57 x 27mm
EN50131-5-3:2017	Grade 2



	WIREFLESS
Connectivity	W-DB
Product Name	Wireless Doorbell & Push Button
Description	
Buttons	1
Functions	1
2 Button PA Function	-
Programmable Button	✓
2 Way Wireless Communications	✓
Typical Range (line of sight)	> 150m
Simple Enrolment	✓
Frequencies	868.65MHz & 869.15MHz
Frequency Hopping Technology	✓
Average Battery Life	> 2 Years
Battery (3V Lithium)	CR2354
True Battery Reading	✓
Digital Thermometer	✓
Night Time LED Blink	✓
Installer Customisable	-
EN50131-5-3:2017	Grade 2



34mm  
75mm  
Actual Size

							
Connectivity	WIRED	WIRED	WIRED	WIRED	WIRELESS	WIRELESS	WIRELESS
Product Name	IR-50	IR-100	QD-100	IR-100-PET	W-IR-100	W-QD-100	W-IR-100-PET
Description	Compact PIR	Compact PIR	Compact Quad PIR	Compact Pet Friendly PIR	Compact Wireless PIR	Compact Wireless Quad PIR	Compact Wireless Pet Friendly PIR
Detection Technology	PIR	PIR	Genuine Quad Element Pyro	35kg Pet Friendly PIR	PIR	Genuine Quad Element Pyro	35kg Pet Friendly PIR
Colours Available	White	White	White	White	White	White	White
Slide to Fit Front Cover	✓	✓	✓	✓	✓	✓	✓
RFI Immunity up to 2.7GHz	✓	✓	✓	✓	✓	✓	✓
Optics	Multi Height Spherical Sealed	Multi Height Spherical Sealed	Multi Height Spherical Sealed	Multi Height Spherical Sealed	Multi Height Spherical Sealed	Multi Height Spherical Sealed	Multi Height Spherical Sealed
Detection Areas	68	68	136	68	68	136	68
True Creep Zones	✓	✓	✓	✓	✓	✓	✓
Range	15m x 90°	15m x 90°	15m x 90°	15m x 90°	15m x 90°	15m x 90°	15m x 90°
Mounting Height	1.8m to 3.1m	1.8m to 3.1m	1.8m to 3.1m	2.0m to 2.2m	1.8m to 3.1m	1.8m to 3.1m	2.0m to 2.2m
Selectable Built in EOL Resistors	-	✓	✓	✓	-	-	-
Remote LED Control	-	✓	✓	✓	✓	✓	✓
Pulse Count	Digital, 1 or 2	Digital, 1 or 2	Digital, 1 or 2	Digital, 1 or 2	Digital, 1 or 2	Digital, 1 or 2	Digital, 1 or 2
Temperature Compensation	✓	✓	✓	✓	✓	✓	✓
Tamper Detection Options	Lid	Lid	Lid	Lid	Lid & Wall	Lid & Wall	Lid & Wall
Ceiling/Wall Bracket Option	✓	✓	✓	✓	✓	✓	✓
Advanced Signal Processing	✓	✓	✓	✓	✓	✓	✓
Battery	-	-	-	-	CR123A 3V Lithium	CR123A 3V Lithium	CR123A 3V Lithium
Average Battery Life	-	-	-	-	> 2 Years	> 2 Years	> 2 Years
True Battery Reading	-	-	-	-	✓	✓	✓
Frequencies	-	-	-	-	868.65MHz & 869.15MHz	868.65MHz & 869.15MHz	868.65MHz & 869.15MHz
Digital Thermometer	-	-	-	-	✓	✓	✓
Frequency Hopping Technology	-	-	-	-	✓	✓	✓
Simple Enrolment	-	-	-	-	✓	✓	✓
2 Way Wireless Communications	-	-	-	-	✓	✓	✓
Dimensions (hwd)	97 x 60 x 40mm	97 x 60 x 40mm	97 x 60 x 40mm	97 x 60 x 40mm	97 x 60 x 40mm	97 x 60 x 40mm	97 x 60 x 40mm
Interchangeable Cartridges	-	-	-	-	-	-	-
Typical Wireless Range	-	-	-	-	> 150m Line of Sight	> 150m Line of Sight	> 150m Line of Sight
EN 50131-2-x	Grade 2	Grade 2	Grade 2	Grade 2	Grade 2	Grade 2	Grade 2



### Sealed Optics

“No more dust and bugs getting into the housing and causing call outs due to false alarms.”



### Multi Height Optics with Creep Zones









“Detectors can be mounted anywhere between 1.8 & 3.1m with no adjustment necessary or compromise in performance.”

	Battery	Temp	Receiver
600	3.0V	25.5°C	RKP1 10
100	3.0V	23.5°C	RKP1 10
00	3.0V	23°C	RKP1 10
7	2.9V	26°C	RKP1 10
	2.9V	25.5°C	RKP1 10
	2.9V	25.5°C	RKP1 10

### True Battery Readings

“True battery readings show exactly what the battery voltage is on each individual wireless device.”



								
Connectivity	WIRED	WIRED	WIRED	WIRED	WIRED	WIRED	WIRED	WIRED
Product Name	IR-200	IR-200-PET	QD-200	TP-200	DT-200	DT-200-PET	DT-200-AC	IR-200-AM
Description	PIR	Pet Friendly PIR	Quad PIR	Twin PIR	Dual Technology PIR & MW	Pet Friendly Dual Technology	Dual Technology with Anti-Cloak Technology	Anti-Masking PIR
Detection Technology	PIR	35kg Pet Friendly PIR	Genuine Quad Element Pyro	Twin PIR	Dual Technology Combined Microwave (24GHz) / PIR	35kg Pet Friendly Dual Technology Microwave (24GHz) / PIR	Anti-Cloak Detection Dual Technology Microwave (24GHz) / PIR	Active IR Anti-Mask PIR
Slide to Fit Front Cover	✓	✓	✓	✓	✓	✓	✓	✓
RFI Immunity up to 2.7GHz	✓	✓	✓	✓	✓	✓	✓	✓
Optics	Multi Height Spherical Sealed	Multi Height Spherical Sealed	Multi Height Spherical Sealed	Multi Height Spherical Sealed	Multi Height Spherical Sealed	Multi Height Spherical Sealed	Multi Height Spherical Sealed	Multi Height Spherical Sealed
Detection Areas	68	68	136	136	68	68	68	68
True Creep Zones	✓	✓	✓	✓	✓	✓	✓	✓
Range	15m x 90°	15m x 90°	15m x 90°	15m x 90°	15m x 90°	15m x 90°	15m x 90°	15m x 90°
Mounting Height	1.8m to 3.1m	2.0m to 2.2m	1.8m to 3.1m	1.8m to 3.1m	1.8m to 3.1m	2.0m to 2.2m	1.8m to 3.1m	1.8m to 3.1m
Selectable Built in EOL Resistors	✓	✓	✓	✓	✓	✓	✓	✓
Remote LED Control	✓	✓	✓	✓	✓	✓	✓	✓
Pulse Count	Digital, 1 or 2	Digital, 1 or 2	Digital, 1 or 2	Digital, 1 or 2	Digital, 1 or 2	Digital, 1 or 2 or 3	Digital, 1 or 2	Digital, 1 or 2
Temperature Compensation	✓	✓	✓	✓	✓	✓	✓	✓
Tamper Detection	Lid & Wall	Lid & Wall	Lid & Wall	Lid & Wall	Lid & Wall	Lid & Wall	Lid & Wall	Lid & Wall
Ceiling/Wall Bracket Option	✓	-	✓	✓	✓	-	✓	✓
Advanced Signal Processing	✓	✓	✓	✓	✓	✓	✓	✓
Microwave Frequency	-	-	-	-	K-Band, 24.15-24.25 GHz	K-Band, 24.15-24.25 GHz	K-Band, 24.15-24.25 GHz	-
Anti-Masking	-	-	-	-	-	-	-	Active IR
Microwave Enable/Disable	-	-	-	-	✓	✓	✓	-
Dimensions (hwd)	118 x 60 x 40mm	118 x 60 x 40mm	118 x 60 x 40mm	118 x 60 x 40mm	118 x 60 x 40mm	118 x 60 x 40mm	118 x 60 x 40mm	118 x 60 x 40mm
Interchangeable Cartridges	✓	✓	✓	✓	✓	✓	✓	✓
EN 50131-2-x	Grade 2	Grade 2	Grade 2	Grade 2	Grade 2	Grade 2	Grade 2	Grade 3

### Detector Brackets



DB-1

Detector Bracket - Standard Wall & Ceiling










DB-G2

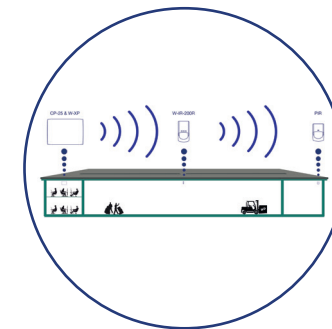
Detector Bracket - Grade 2



DB-G3

Detector Bracket - Grade 3 with Tamper

							
Connectivity	WIRED	WIRED	WIRELESS	WIRELESS	WIRELESS	WIRELESS	WIRELESS
Product Name	QD-200-AM	DT-200-AM	W-IR-200	W-IR-200R	W-IR-200-PET	W-QD-200	W-QD-200R
Description	Anti-Masking Quad PIR	Anti-Masking Dual Technology	Wireless PIR	Wireless PIR and Repeater	Wireless Pet Friendly PIR	Wireless Quad PIR	Wireless Quad PIR and Repeater
Detection Technology	Active IR Anti-Mask Genuine Quad Element Pyro	Active IR Anti-Mask Dual Technology Microwave (24GHz) / PIR	PIR	PIR	35kg Pet Friendly PIR	Genuine Quad Element Pyro	Genuine Quad Element Pyro
Slide to Fit Front Cover	✓	✓	✓	✓	✓	✓	✓
RFI Immunity up to 2.7GHz	✓	✓	✓	✓	✓	✓	✓
Optics	Multi Height Spherical Sealed	Multi Height Spherical Sealed	Multi Height Spherical Sealed	Multi Height Spherical Sealed	Multi Height Spherical Sealed	Multi Height Spherical Sealed	Multi Height Spherical Sealed
Detection Areas	136	68	68	68	68	136	136
True Creep Zones	✓	✓	✓	✓	✓	✓	✓
Range	15m x 90°	15m x 90°	15m x 90°	15m x 90°	15m x 90°	15m x 90°	15m x 90°
Mounting Height	1.8m to 3.1m	1.8m to 3.1m	1.8m to 3.1m	1.8m to 3.1m	2.0m to 2.2m	1.8m to 3.1m	1.8m to 3.1m
Selectable Built in EOL Resistors	✓	✓	-	-	-	-	-
Remote LED Control	✓	✓	✓ Panel	✓ Panel	✓ Panel	✓ Panel	✓ Panel
Pulse Count	Digital, 1 or 2	Digital, 1 or 2	Digital, 1 or 2	Digital, 1 or 2	Digital, 1 or 2	Digital, 1 or 2	Digital, 1 or 2
Temperature Compensation	✓	✓	✓	✓	✓	✓	✓
Tamper Detection Options	Lid & Wall	Lid & Wall	Lid, Wall & Bracket	Lid, Wall & Bracket	Lid, Wall & Bracket	Lid, Wall & Bracket	Lid, Wall & Bracket
Ceiling/Wall Bracket Option	✓	✓	✓ (DB-G3)	✓ (DB-G3)	✓ (DB-G3)	✓ (DB-G3)	✓ (DB-G3)
Advanced Signal Processing	✓	✓	✓	✓	✓	✓	✓
Microwave Frequency	-	K-Band, 24.15-24.25 GHz	-	-	-	-	-
Anti-Masking	Active IR	Active IR	-	-	-	-	-
Self-Test	✓ Local & Remote	✓ Local & Remote	-	-	-	-	-
Wireless Repeater if Powered from 12V	-	-	-	✓	-	-	✓
Battery	-	-	CR123A 3V Lithium	CR123A 3V Lithium	CR123A 3V Lithium	CR123A 3V Lithium	CR123A 3V Lithium
Average Battery Life	-	-	> 2 Years	> 2 Years	> 2 Years	> 2 Years	> 2 Years
True Battery Reading	-	-	✓	✓	✓	✓	✓
Frequencies	-	-	868.65MHz & 869.15MHz	868.65MHz & 869.15MHz	868.65MHz & 869.15MHz	868.65MHz & 869.15MHz	868.65MHz & 869.15MHz
Digital Thermometer	-	-	✓	✓	✓	✓	✓
Frequency Hopping Technology	-	-	✓	✓	✓	✓	✓
Simple Enrolment	-	-	✓	✓	✓	✓	✓
2 Way Wireless Communications	-	-	✓	✓	✓	✓	✓
Dimensions (hwd)	118 x 60 x 40mm	118 x 60 x 40mm	118 x 60 x 40mm	118 x 60 x 40mm	118 x 60 x 40mm	118 x 60 x 40mm	118 x 60 x 40mm
Interchangeable Cartridges	✓	✓	✓	✓	✓	✓	✓
Typical Wireless Range	-	-	> 150m Line of Sight	> 150m Line of Sight	> 150m Line of Sight	> 150m Line of Sight	> 150m Line of Sight
EN 50131-2-x	Grade 3	Grade 3	Grade 2	Grade 2	Grade 2	Grade 2	Grade 2



### W-IR-200R & W-QD-200R

“When powered locally these detectors can be used as a repeater to extend system range.”



### Tamper Proof Brackets

“Make installations simple in even the most challenging locations.”





### Wireless Signal Test

“It’s really useful to be able to view the wireless signal strength at the detector itself before installing it.”

## SQ-300-AM Sequential Detector









- 15m Dual Technology & PIR
- Non-Overlapping Detection
- Patented Sequential Confirmation
  - BS 8243-2010 Compliant
- Patented Anti-Masking Technology
  - Grade 3

						
Connectivity	WIRED	WIRED	WIRED	WIRELESS	WIRELESS	WIRED
Product Name	IR-300-AM	QD-300-AM	DT-300-AM	W-DT-300	W-DT-300-PET	SQ-300-AM
Description	Anti-Masking PIR	Anti-Masking Quad PIR	Anti-Masking Dual Technology	Wireless Dual Technology PIR & Microwave	Wireless Dual Technology PIR & Microwave	Sequential Confirmation* Dual Technology Anti-Masking
Detection Technology	Active IR Anti-Mask PIR	Active IR Anti-Mask Genuine Quad Element Pyro	Active IR Anti-Mask Dual Technology	Dual Technology Combined Microwave (24GHz) / PIR	35kg Pet Friendly Dual Technology Combined Microwave (24GHz) / PIR	Active IR Anti-Mask Dual Technology + PIR
Slide to Fit Front Cover	✓	✓	✓	✓	✓	✓
RFI Immunity up to 2.7GHz	✓	✓	✓	✓	✓	✓
Optics	Multi Height Spherical Sealed	Multi Height Spherical Sealed	Multi Height Spherical Sealed	Multi Height Spherical Sealed	Multi Height Spherical Sealed	Multi Height Spherical Sealed
Detection Areas	68	136	68	68	68	68
True Creep Zones	✓	✓	✓	✓	✓	✓
Range	15m x 90°	15m x 90°	15m x 90°	15m x 90°	15m x 90°	15m x 90°
Mounting Height	1.8m to 3.1m	1.8m to 3.1m	1.8m to 3.1m	1.8m to 3.1m	2.0m to 2.2m	1.8m to 3.1m
Selectable Built in EOL Resistors	✓	✓	✓	-	-	✓
Remote LED Control	✓	✓	✓	✓ Panel	✓ Panel	✓
Pulse Count	Digital, 1 or 2	Digital, 1 or 2	Digital, 1 or 2	Digital, 1 or 2	Digital, 1 or 2	Digital, 1 or 2
Temperature Compensation	✓	✓	✓	✓	✓	✓
Tamper Detection Options	Lid, Wall & Bracket	Lid, Wall & Bracket	Lid, Wall & Bracket	Lid, Wall & Bracket	Lid, Wall & Bracket	Lid, Wall & Bracket
Ceiling/Wall Bracket Option	✓ (DB-G3)	✓ (DB-G3)	✓ (DB-G3)	✓ (DB-G3)	✓ (DB-G3)	✓ (DB-G3)
Advanced Signal Processing	✓	✓	✓	✓	✓	✓
Microwave Frequency	-	-	K-Band, 24.15-24.25 GHz	K-Band, 24.15-24.25 GHz	K-Band, 24.15-24.25 GHz	K-Band, 24.15-24.25 GHz
Microwave Enable/Disable	-	-	✓	✓	✓	-
Anti-Masking	Active IR	Active IR	Active IR	-	-	Active IR
Self Test	✓ Local & Remote	✓ Local & Remote	✓ Local & Remote	-	-	✓ Local & Remote
Battery	-	-	-	CR123A 3V Lithium	CR123A 3V Lithium	-
Average Battery Life	-	-	-	> 2 Years	> 2 Years	-
True Battery Reading	-	-	-	✓	✓	-
Frequencies	-	-	-	868.65MHz & 869.15MHz	868.65MHz & 869.15MHz	-
Digital Thermometer	-	-	-	✓	✓	-
Frequency Hopping Technology	-	-	-	✓	✓	-
Simple Enrolment	-	-	-	✓	✓	-
2 Way Wireless Communications	-	-	-	✓	✓	-
Dimensions (hwd)	132 x 64 x 40mm	132 x 64 x 40mm	132 x 64 x 40mm	132 x 64 x 40mm	132 x 64 x 40mm	175 x 67 x 46mm
Interchangeable Cartridges	✓	✓	✓	✓	✓	-
Typical Wireless Range	-	-	-	> 150m Line of Sight	> 150m Line of Sight	-
EN 50131-2-x	Grade 3	Grade 3	Grade 3	Grade 2	Grade 2	Grade 3

\* Patents Pending



						
Connectivity	WIRED	WIRED	WIRED	WIRED	WIRELESS	WIRELESS
Product Name	QD-360	DT-360	DT-360-AM	DT-360-AC	W-QD-360	W-DT-360
Description	360 Ceiling Mount Quad (PIR)	360 Ceiling Mount Quad (PIR) + Dual Technology	Anti-Masking 360 Ceiling Mount Quad (PIR) + Dual Technology	Anti-Cloak 360 Ceiling Mount Quad PIR + Dual Technology	Wireless 360 Ceiling Mount Quad (PIR)	Wireless 360 Ceiling Mount Quad (PIR) + Dual Technology
Detection Technology	Omni Directional Quad PIR	Dual Technology Combined Microwave (24GHz) / Quad PIR	Active IR Anti-Mask Dual Technology Combined Microwave (24GHz) / Quad PIR	Dual Technology Combined Microwave (24GHz) / Quad PIR	Omni Directional Quad PIR	Omni Directional Quad PIR + Dual Technology Combined Microwave (24GHz)
RFI Immunity up to 2.7GHz	✓	✓	✓	✓	✓	✓
Optics	Free-Form Fresnel Lens	Free-Form Fresnel Lens	Free-Form Fresnel Lens	Free-Form Fresnel Lens	Free-Form Fresnel Lens	Free-Form Fresnel Lens
Detection Areas	124	124	124	124	124	124
Range	Up to 10m Diameter (at 4.0m Mounting)	Up to 10m Diameter (at 4.0m Mounting)	Up to 10m Diameter (at 4.0m Mounting)	Up to 10m Diameter (at 4.0m Mounting)	Up to 10m Diameter (at 4.0m Mounting)	Up to 10m Diameter (at 4.0m Mounting)
Mounting Height	2.4m to 4.0m	2.4m to 4.0m	2.4m to 4.0m	2.4m to 4.0m	2.4m to 4.0m	2.4m to 4.0m
Selectable Built in EOL Resistors	✓	✓	✓	✓	-	-
Remote LED Control	✓	✓	✓	✓	✓ Panel	✓ Panel
Pulse Count	Digital, 1 or 2	Digital, 1 or 2	Digital, 1 or 2	Digital, 1 or 2	Digital, 1 or 2	Digital, 1 or 2
Temperature Compensation	✓	✓	✓	✓	✓	✓
Tamper Detection Options	Lid & Ceiling	Lid & Ceiling	Lid & Ceiling	Lid & Ceiling	Lid & Ceiling	Lid & Ceiling
Advanced Signal Processing	✓	✓	✓	✓	✓	✓
Microwave Frequency	-	K-Band, 24.15-24.25 GHz	K-Band, 24.15-24.25 GHz	K-Band, 24.15-24.25 GHz	-	K-Band, 24.15-24.25 GHz
Microwave Enable/Disable	-	✓	✓	✓	✓ Panel	✓ Panel
Anti-Masking	-	-	Active IR	-	-	-
Self Test	-	-	✓ Local & Remote	-	-	-
Battery	-	-	-	-	CR123A 3V Lithium	CR123A 3V Lithium
Average Battery Life	-	-	-	-	> 2 Years	> 2 Years
True Battery Reading	-	-	-	-	✓	✓
Frequencies	-	-	-	-	868.65MHz & 869.15MHz	868.65MHz & 869.15MHz
Digital Thermometer	-	-	-	-	✓	✓
Frequency Hopping Technology	-	-	-	-	✓	✓
Simple Enrolment	-	-	-	-	✓	✓
2 Way Wireless Communications	-	-	-	-	✓	✓
Dimensions (hwd)	108 x 108 x 31mm	108 x 108 x 31mm	108 x 108 x 31mm	108 x 108 x 31mm	108 x 108 x 31mm	108 x 108 x 31mm
Typical Wireless Range	-	-	-	-	> 150m Line of Sight	> 150m Line of Sight
EN 50131-2-x	Grade 2	Grade 2	Grade 3	Grade 2	Grade 2	Grade 2



### W-SD-MC Additional Inputs

“The shock detector, magnetic contact and 2 additional inputs can all be learned onto separate zones.”








### ‘Ignore Signal Lost’ Option on Wireless



“Great for protecting vans, mobile homes and other vehicles.”



### Accelerometer

“The W-ACC-C signals an alarm when an object is moved & also has an ‘active mode’ to protect vehicles like expensive farm machinery.”


					
Connectivity	WIRED	WIRED	WIRED	WIRELESS	WIRELESS
Product Name	SD-G2	SD-G3	SD-MC-G2	W-SD	W-SD-MC
Description	Grade 2 Shock Detector	Grade 3 Shock Detector	Grade 2 Shock Detector & Magnetic Contact	Wireless Shock Detector	Wireless Shock Detector & Magnetic Contact
2 Additional Wired Inputs	-	-	-	✓	✓
Colours Available	White / Brown / Anthracite	White / Brown / Anthracite	White / Brown / Anthracite	White / Brown / Anthracite	White / Brown / Anthracite
Vibration Detection Technology	✓	✓	✓	✓	✓
Magnetic Detection Technology	-	-	✓	-	✓
Digital Signal Processing	✓	✓	✓	✓	✓
Solid State Shock Sensor	✓	✓	✓	✓	✓
Adjustable Sensitivity	✓	✓	✓	✓	✓
Dual Range Selection	✓	✓	✓	✓	✓
Lid Tamper	✓	✓	✓	✓	✓
Back Tamper	-	✓	-	✓	✓
Tri-colour LED	✓	✓	✓	✓	✓
Local LED Control	✓	✓	✓	✓ Panel	✓ Panel
Remote LED Control	✓	✓	✓	-	-
Selectable Latching / Non-Latching	✓	✓	✓	-	-
Frequencies	-	-	-	868.65MHz & 869.15MHz	868.65MHz & 869.15MHz
2 Way Wireless Communications	-	-	-	✓	✓
Always Awake	-	-	-	✓	✓
True Battery Reading	-	-	-	✓	✓
Digital Thermometer	-	-	-	✓	✓
Simple Enrolment	-	-	-	✓	✓
Frequency Hopping Technology	-	-	-	✓	✓
Shock Dimensions (hwd)	87 x 25 x 25mm	87 x 25 x 25mm	87 x 25 x 25mm	123 x 25 x 29mm	123 x 25 x 29mm
Magnetic Dimensions (hwd)	-	-	51 x 12 x 11mm	-	51 x 12 x 11mm
EN 50131-2-8:2016	Grade 2	Grade 3	Grade 2	Grade 2	Grade 2
EN 50131-2-6:2018	-	-	Grade 2	-	Grade 2

				
Connectivity	WIRELESS	WIRELESS	WIRELESS	WIRELESS
Product Name	W-SD-C	W-SD-MC-C	W-MC-C	W-ACC-C
Description	Wireless Covert Shock Detector & Accelerometer	Wireless Covert Shock Detector, Magnetic Contact & Accelerometer	Wireless Covert Magnetic Contact	Wireless Accelerometer
Colours Available	White / Brown / Anthracite / Black	White / Brown / Anthracite / Black	White / Brown / Anthracite / Black	White / Brown / Anthracite / Black
Vibration Detection Technology	✓	✓	-	-
Magnetic Detection Technology	-	✓	✓	-
Digital Signal Processing	✓	✓	-	✓
Solid State Shock Sensor	✓	✓	-	-
Adjustable Sensitivity	✓	✓	-	-
Lid Tamper	✓	✓	✓	✓
Back Tamper	✓	✓	✓	✓
Tri-colour LED	✓	✓	✓	✓
Frequencies	868.65MHz & 869.15MHz	868.65MHz & 869.15MHz	868.65MHz & 869.15MHz	868.65MHz & 869.15MHz
2 Way Wireless Communications	✓	✓	✓	✓
Accelerometer Always Awake	Programmable	Programmable	-	Programmable
True Battery Reading	✓	✓	✓	✓
Digital Thermometer	✓	✓	✓	✓
Simple Enrolment	✓	✓	✓	✓
Frequency Hopping Technology	✓	✓	✓	✓
Dimensions (hwd)	Standard Back: 96 x 25 x 7mm Deeper Back: 96 x 25 x 13mm	Standard Back: 96 x 25 x 7mm Deeper Back: 96 x 25 x 13mm	Standard Back: 63 x 25 x 7mm Deeper Back: 63 x 25 x 13mm	Standard Back: 63 x 25 x 7mm Deeper Back: 63 x 25 x 13mm
Magnetic Dimensions (hwd)	-	Standard Back: 63 x 11 x 7mm Deeper Back: 63 x 11 x 13mm	Standard Back: 63 x 11 x 7mm Deeper Back: 63 x 11 x 13mm	-
EN 50131-2-8:2016	Grade 2	Grade 2	-	-
EN 50131-2-6:2018	-	Grade 2	Grade 2	-
IP65 Waterproof Housing Option	-	-	✓	✓



### IP65 Rated Waterproof Housing

“The waterproof housing for the covert contact / accelerometer means they can be used to safely protect outdoor areas including gates & sheds.”



### Deeper Backs for Covert Shock & Contacts

“Deeper back on covert shock & contacts improve wireless signal on metal frames & help to offset the magnet when needed.”



### Truly Covert Contacts

“Impossibly small, at just 1 inch wide, these contacts are small enough to fit almost anywhere, including in uPVC window frames.”

### Accelerometer Applications



Outdoor Furniture



Cash Box



Caravans



Motorbikes



Classic Cars



Artwork



Jewellery Box




Farm Machinery





### W-KFI-WT Walk Test Fob

"It's so easy to test the detectors in bright sunlight - the walk test fob vibrates to indicate detection."







### Walk Test Piezo

"Having the sound as well as the vibration for the walk test makes testing so much easier."









### XD1 Series Coverage

"180° coverage angle which may be adjusted over 180° by rotating the chassis."

				
Connectivity	WIRED / WIRELESS	WIRELESS	WIRED / WIRELESS	WIRELESS
Product Name	XD1	W-XD1	XD1-DT	W-XD1-DT
Description	External PIR, Wide Angle 20m	Wireless External PIR, Wide Angle 20m	External Dual Technology, Wide Angle 15m	Wireless External PIR, External PIR, Vertical Beam 15m
Detection Technology	PIR	PIR	Dual Technology Combined Microwave (24GHz) / PIR	Dual Technology Combined Microwave (24GHz) / PIR
Primary Application	CCTV & Lighting	CCTV & Lighting	CCTV & Lighting	CCTV & Lighting
Optional Wireless Access Point*	✓	-	✓	-
Optional Walk Test Fob (W-KF-WT)	✓	✓	✓	✓
Built in Walk Test Sounders	✓	✓	✓	✓
Anti-Masking	-	-	-	-
Range	20m x 100°	20m x 100°	15m x 100°	15m x 100°
Detection Areas	36	36	36	36
Recommended Mounting Height	2.5m to 3.0m	2.5m to 3.0m	2.5m to 3.0m	2.5m to 3.0m
Adjustable Pan	✓	✓	✓	✓
Adjustable Tilt	✓	✓	✓	✓
Sunlight Immunity	>50,000 Lux	>50,000 Lux	>50,000 Lux	>50,000 Lux
Tamper	Lid and Adjustable Wall	Lid and Adjustable Wall	Lid and Adjustable Wall	Lid and Adjustable Wall
Programmable Alarm Outputs	3	-	3	-
Day / Night Sensor	✓	✓	✓	✓
Pulse Count	Digital 1, 2, 3 or 4	Digital 1, 2, 3 or 4	Digital 1, 2, 3 or 4	Digital 1, 2, 3 or 4
Battery	-	CR123A	-	CR123A
Average Battery Life	-	> 2 Years	-	> 2 Years
Frequencies	868.65MHz & 869.15MHz *	868.65MHz & 869.15MHz	868.65MHz & 869.15MHz *	868.65MHz & 869.15MHz
Digital Thermometer	✓*	✓	✓*	✓
Frequency Hopping Technology	✓*	✓	✓*	✓
2 Way Wireless Communications	✓*	✓	✓*	✓
Typical Wireless Range	> 150m Line of Sight *	> 150m Line of Sight	> 150m Line of Sight *	> 150m Line of Sight
Rotating Mounting Feet	2	2	2	2
Housing	High Density ASA / High Impact Zinc Alloy	High Density ASA	High Density ASA / High Impact Zinc Alloy	High Density ASA
Dimensions (hwd)	143 x 107 x 110mm	143 x 107 x 110mm	143 x 107 x 110mm	143 x 107 x 110mm
BS 8418 Compliant	✓	✓	✓	✓
EN 50131	Grade 2, Class IV	Grade 2, Class IV	Grade 2, Class IV	Grade 2, Class IV
Protection	IP65	IP65	IP65	IP65


\* The W-AP Wireless Access Point adds wireless connectivity to a wired device enabling full wireless integration and/or use of the W-KFI-WT Wireless Walk Test Fob. A local power supply is required for the detector.

					
Connectivity	WIRED / WIRELESS	WIRELESS	WIRED / WIRELESS	WIRED / WIRELESS	WIRELESS
Product Name	XD1-VB	W-XD1-VB	XD1-DT-AM	XD1-LR	W-XD1-LR
Description	External PIR, Vertical Beam 15m	Wireless External PIR, Vertical Beam 15m	Anti-Masking External Dual Technology, Wide Angle 15m	External PIR, Long Range 35m	Wireless External PIR, Long Range 35m
Detection Technology	PIR	PIR	Dual Technology Combined Microwave (24GHz) / PIR	PIR	PIR
Primary Application	CCTV & Lighting	CCTV & Lighting	CCTV & Lighting	CCTV & Lighting	CCTV & Lighting
Optional Wireless Access Point*	✓	-	✓	✓	-
Optional Walk Test Fob (W-KF-WT)	✓	✓	✓	✓	✓
Range	15m x 5°	15m x 5°	15m x 100°	35m x 3°	35m x 3°
Detection Areas	2	2	36	8	8
Recommended Mounting Height	2.0m to 3.0m	2.0m to 3.0m	2.5m to 3.0m	1.5m	1.5m
Adjustable Pan	✓	✓	✓	✓	✓
Adjustable Tilt	✓	✓	✓	✓	✓
Sunlight Immunity	>50,000 Lux	>50,000 Lux	>50,000 Lux	>50,000 Lux	>50,000 Lux
Tamper	Lid and Adjustable Wall	Lid and Adjustable Wall	Lid and Adjustable Wall	Lid and Adjustable Wall	Lid and Adjustable Wall
Programmable Alarm Outputs	3	3	3	3	-
Day / Night Sensor	✓	✓	✓	✓	✓
Pulse Count	Digital 1, 2, 3 or 4	Digital 1, 2, 3 or 4	3	Digital 1, 2, 3 or 4	Digital 1, 2, 3 or 4
Programmable Low Level Piezo	✓	✓	✓	✓	✓
Battery	-	CR123A 3V Lithium	-	-	CR123A 3V Lithium
Average Battery Life	-	> 2 Years	-	-	> 2 Years
True Battery Reading	-	✓	-	-	✓
Frequencies	868.65MHz & 869.15MHz *	868.65MHz & 869.15MHz	868.65MHz & 869.15MHz *	868.65MHz & 869.15MHz *	868.65MHz & 869.15MHz
Digital Thermometer	✓*	✓	✓*	✓*	✓
Frequency Hopping Technology	✓*	✓	✓*	✓*	✓
2 Way Wireless Communications	✓*	✓	✓*	✓*	✓
Typical Wireless Range	> 150m Line of Sight *	> 150m Line of Sight	> 150m Line of Sight *	> 150m Line of Sight *	> 150m Line of Sight
Rotating Mounting Feet	2	2	2	2	2
Housing	High Density ASA / High Impact Zinc Alloy	High Density ASA	High Density ASA / High Impact Zinc Alloy	High Density ASA / High Impact Zinc Alloy	High Density ASA
Dimensions (hwd)	143 x 107 x 110mm	143 x 107 x 110mm	143 x 107 x 110mm	143 x 107 x 110mm	143 x 107 x 110mm
BS 8418 Compliant	✓	✓	✓	✓	✓
EN 50131	Grade 2, Class IV	Grade 2, Class IV	Grade 3, Class IV	Grade 2, Class IV	Grade 2, Class IV
Protection	IP65	IP65	IP65	IP65	IP65




### Adjustable Wall Tamper

“It’s so simple, but such a great little detail to be able to move the wall tamper.”









### Optional W-AP Wireless Access Point

“Adding a W-AP to wired detectors enables wireless connectivity to the panel or walk test fob. They also then act as wireless repeaters.”









### XD2 Series Coverage


“90° coverage angle which may be adjusted over 180° by rotating the chassis.”

						
Connectivity	WIRED / WIRELESS	WIRED / WIRELESS	WIRED / WIRELESS	WIRED / WIRELESS	WIRELESS	WIRELESS
Product Name	XD2	XD2-DT	XD2-AM	XD2-DT-AM	W-XD2	W-XD2-DT
Description	External Twin PIR, Wide Angle 12m	External Twin PIR + Dual Technology, Wide Angle 25m	Anti-Masking External Twin PIR Wide Angle 12m	Anti-Masking, External Twin PIR + Dual Technology, Wide Angle 12m	Wireless External Twin PIR, Wide Angle 12m	Wireless External Twin + Dual Technology, Wide Angle 12m
Detection Technology	Twin PIR, non-overlapping	Twin PIR, non-overlapping Dual Technology Combined Microwave (24GHz) / PIR	Twin PIR, non-overlapping	Twin PIR, non-overlapping Dual Technology Combined Microwave (24GHz) / PIR	Twin PIR, non-overlapping	Twin PIR, non-overlapping Dual Technology Combined Microwave (24GHz) / PIR
Primary Application	Intruder Alarms	Intruder Alarms	Intruder Alarms	Intruder Alarms	Intruder Alarms	Intruder Alarms
Optional Wireless Access Point*	✓	✓	✓	✓	-	-
Optional Walk Test Fob (W-KF-WT)	✓	✓	✓	✓	✓	✓
Anti-Masking	-	-	✓	✓	-	-
Range	12m x 90°	12m x 90°	12m x 90°	12m x 90°	12m x 90°	12m x 90°
Detection Areas	2 x 18	2 x 18	2 x 18	2 x 18	2 x 18	2 x 18
Recommended Mounting Height	1.8m - 2.0m	1.8m - 2.0m	1.8m - 2.0m	1.8m - 2.0m	1.8m - 2.0m	1.8m - 2.0m
Adjustable Pan	✓	✓	✓	✓	✓	✓
Sunlight Immunity	>50,000 Lux	>50,000 Lux	>50,000 Lux	>50,000 Lux	>50,000 Lux	>50,000 Lux
Microwave Frequency	-	K Band, 24.15-24.25 GHz	-	K Band, 24.15-24.25 GHz	-	K Band, 24.15-24.25 GHz
Tamper	Lid and Adjustable Wall	Lid and Adjustable Wall	Lid and Adjustable Wall	Lid and Adjustable Wall	Lid and Adjustable Wall	Lid and Adjustable Wall
Programmable Alarm Outputs	3	3	3	3	-	-
Day / Night Sensor	✓	✓	✓	✓	✓	✓
Pulse Count	Digital 1, 2, 3 or 4	Digital 1, 2, 3 or 4	Digital 1, 2, 3 or 4	Digital 1, 2, 3 or 4	Digital 1, 2, 3 or 4	Digital 1, 2, 3 or 4
Programmable Low Level Piezo	✓	✓	✓	✓	✓	✓
Battery	-	-	-	-	CR213A 3V Lithium	CR213A 3V Lithium
Average Battery Life	-	-	-	-	> 2 Years	> 2 Years
Frequencies	868.65MHz & 869.15MHz *	868.65MHz & 869.15MHz *	868.65MHz & 869.15MHz *	868.65MHz & 869.15MHz *	868.65MHz & 869.15MHz	868.65MHz & 869.15MHz
Digital Thermometer	✓ *	✓ *	✓ *	✓ *	✓	✓
Frequency Hopping Technology	✓ *	✓ *	✓ *	✓ *	✓	✓
2 Way Wireless Communications	✓ *	✓ *	✓ *	✓ *	✓	✓
Typical Wireless Range	> 150m Line of Sight *	> 150m Line of Sight *	> 150m Line of Sight *	> 150m Line of Sight *	> 150m Line of Sight	> 150m Line of Sight
Rotating Mounting Feet	4	4	4	4	4	4
Housing	High Density ASA / High Impact Zinc Alloy	High Density ASA / High Impact Zinc Alloy	High Density ASA / High Impact Zinc Alloy	High Density ASA / High Impact Zinc Alloy	High Density ASA	High Density ASA
Dimensions (hwd)	200 x 107 x 110mm	200 x 107 x 110mm	200 x 107 x 110mm	200 x 107 x 110mm	200 x 107 x 110mm	200 x 107 x 110mm
EN 50131	Grade 2, Class IV	Grade 2, Class IV	Grade 3, Class IV	Grade 3, Class IV	Grade 2, Class IV	Grade 2, Class IV
Protection	IP65	IP65	IP65	IP65	IP65	IP65

\* The W-AP Wireless Access Point adds wireless connectivity to a wired device enabling full wireless integration and/or use of the W-KFI-WT Wireless Walk Test Fob. A local power supply is required for the detector.



						
Connectivity	WIRED / WIRELESS	WIRED / WIRELESS	WIRED / WIRELESS	WIRED / WIRELESS	WIRELESS	WIRELESS
Product Name	XD4	XD4-DT	XD4-VB-AM	XD4-DT-AM	W-XD4	W-XD4-DT
Description	180° External 4 x PIR, 2 x 12m	180° External 4 x PIR + Dual Technology, 2 x 12m	Anti-Masking External 2 x Vertical Beams PIR	Anti-Masking 180° External 4 x PIR + Dual Technology, 2 x 12m	Wireless 180° External 4 x PIR, 2 x 12m	Wireless 180° External 4 x PIR + Dual Technology, 2 x 12m
Detection Technology	2 x Twin PIR, non-overlapping	2 x Twin PIR, non-overlapping Dual Technology Combined Microwave (24GHz) / PIR	2 x Vertical Beam / Curtain PIR	2 X Twin PIR, non-overlapping Dual Technology Combined Microwave (24GHz) / PIR	2 x Twin PIR, non-overlapping	2 x Twin PIR, non-overlapping Dual Technology Combined Microwave (24GHz) / PIR
Primary Application	Intruder Alarms	Intruder Alarms	Intruder Alarms	Intruder Alarms	Intruder Alarms	Intruder Alarms
Optional Wireless Access Point*	✓	✓	✓	✓	-	-
Optional Walk Test Fob (W-KF-WT)	✓	✓	✓	✓	✓	✓
Anti-Masking	-	-	✓	✓	-	-
Range	2 x 12m x 90°	2 x 12m x 90°	2 x 12m x 5°	2 x 12m x 90°	2 x 12m x 90°	2 x 12m x 90°
Detection Areas	4 x 18	4 x 18	2 x 18	4 x 18	4 x 18	4 x 18
Recommended Mounting Height	1.2m - 1.4m	1.2m - 1.4m	2.0m - 3.0m	1.8m - 2.0m	1.8m - 2.0m	1.8m - 2.0m
Adjustable Pan	✓	✓	✓	✓	✓	✓
Sunlight Immunity	>50,000 Lux	>50,000 Lux	>50,000 Lux	>50,000 Lux	>50,000 Lux	>50,000 Lux
Microwave Frequency	-	K Band, 24.15-24.25 GHz	-	K Band, 24.15-24.25 GHz	-	K Band, 24.15-24.25 GHz
Tamper	Lid and Wall	Lid and Wall	Lid and Wall	Lid and Wall	Lid and Wall	Lid and Wall
Programmable Alarm Outputs	2	2	2	2	-	-
Day / Night Sensor	✓	✓	✓	✓	✓	✓
Pulse Count	Digital 1, 2, 3 or 4	Digital 1, 2, 3 or 4	Digital 1, 2, 3 or 4	Digital 1, 2, 3 or 4	Digital 1, 2, 3 or 4	Digital 1, 2, 3 or 4
Programmable Low Level Piezo	✓	✓	✓	✓	✓	✓
Battery	-	-	-	-	4 x 1.5v AA Alkaline	4 x 1.5v AA Alkaline
Average Battery Life	-	-	-	-	> 2 Years	> 2 Years
Frequencies	868.65MHz & 869.15MHz *	868.65MHz & 869.15MHz *	868.65MHz & 869.15MHz *	868.65MHz & 869.15MHz *	868.65MHz & 869.15MHz	868.65MHz & 869.15MHz
Digital Thermometer	✓*	✓*	✓*	✓*	✓	✓
Frequency Hopping Technology	✓*	✓*	✓*	✓*	✓	✓
2 Way Wireless Communications	✓*	✓*	✓*	✓*	✓	✓
Typical Wireless Range	> 150m Line of Sight *	> 150m Line of Sight *	> 150m Line of Sight *	> 150m Line of Sight *	> 150m Line of Sight	> 150m Line of Sight
Housing	Graphite or White ASA	Graphite or White ASA	Graphite or White ASA	Graphite or White ASA	Graphite or White ASA	Graphite or White ASA
Dimensions (hwd)	252 x 96 x 104mm	252 x 96 x 104mm	252 x 96 x 104mm	252 x 96 x 104mm	252 x 96 x 104mm	252 x 96 x 104mm
EN 50131	Grade 2, Class IV	Grade 2, Class IV	Grade 3, Class IV	Grade 3, Class IV	Grade 2, Class IV	Grade 2, Class IV
Protection	IP65	IP65	IP65	IP65	IP65	IP65



### IP65 Waterproof Housing

"Offers exceptional resistance to extreme weather conditions."



### Removable PCB Assembly


"The detectors assembly can be removed from the backplate for easy installation."



### XD4 Series Coverage

"180° coverage (90° from each pair)"

## External Sounder Range



**ES-100  
Series**

**ES-200  
Series**

**ES-300  
Series**

**ES-400  
Series**


**ES-500  
Series**

### Front Cover Colours



Yellow Blue White Green Red Black

### Additional Colours for ES-100 Series



Polished  
Chrome Satin  
Chrome

### Lens Colours




Amber Blue White Green Red Tint

## ES-500 Series



- Illuminate your Logo in any Colour
  - High Quality Screen Printing
    - No Inserts Required
- 36 Colour Combinations Available
  - Low Profile Design





### Retained Cover Locking Screws

“No more hunting for dropped screws!”



### Rotating Mounting Feet

“Makes mounting so much easier, particularly on uneven walls.”




### Network Wired Option

“Wiring the sounder direct to the network is quick and easy but also gives great extra features.”




### Lid & Wall Tamper

“Combined lid & wall tamper with optional screw tamper.”



### PCB Cover

“It’s the small things like the weatherproof PCB cover also doubling as a tray for the screws that really makes a difference.”



### Hinged Front Cover with Quick Release

“Hinges up and out of the way leaving both hands free for the installation.”



Connectivity	WIRED	WIRED	WIRELESS	WIRED			
Product Name	ES-120-BP ES-220-BP ES-320-BP ES-420-BP ES-520-BP	ES-130-BP ES-230-BP ES-330-BP ES-430-BP ES-530-BP	W-ES-120-BP W-ES-220-BP W-ES-320-BP W-ES-420-BP W-ES-520-BP	ES1-DLUX ES2-DLUX ES3/5-DLUX ES4-DLUX	ES1-DB ES2-DB ES3-DB ES4-DB ES5-DB	ES1-FC ES2-FC ES3-FC ES4-FC ES5-FC	
Description	Grade 2 Backplate	Grade 3 Backplate	Wireless Grade 2 Backplate	D-Lux Backlight	Decoy Backplate	Front Cover	
Optional Orisec D-Lux Backlight	✓	✓	✓ (if PSU Powered)	-	-	-	
Adjustable Local Backlight Illumination	✓	✓	✓ (if PSU Powered)	✓	-	-	
Adjustable Remote Backlight Illumination	✓	✓	✓	✓	-	-	
Orisec Network Compatible	✓	✓	-	-	-	-	
Long Life LED Strobe	✓	✓	✓	-	-	-	
Sounder Volume	109 dB	115 dB	109 dB	-	-	-	
Piezo(s)	Single	Twin	Single	-	-	-	
Engineer Hold-Off Mode	✓	✓	✓	-	-	-	
Selectable SAB/SCB Mode	✓	✓	-	-	-	-	
Twin Alternating LEDs	✓	✓	✓	-	-	-	
Low Current Mode	✓	✓	-	-	-	-	
Local Self-Test	✓	✓	-	-	-	-	
Remote Self-Test	✓	✓	-	-	-	-	
Fault Output	✓	✓	-	-	-	-	
Front Cover & Wall Tamper	✓	✓	✓	-	-	-	
Screw Tamper	-	✓	✓	-	-	-	
Hinged Front Cover with Quick Release	✓	✓	✓	-	✓	-	
Hinged Terminal Block Cover	✓	✓	✓	-	-	-	
Spirit Level	✓	✓	✓	-	✓	-	
Rotating Mounting Feet	4	6	4	-	✓	-	
Retained Front Cover Locking Screws	✓	✓	✓	-	-	✓	
Polycarbonate Construction	✓	✓	✓	-	✓	✓	
Acts as a Wireless Repeater	-	-	✓ (if PSU Powered)	-	-	-	
Sealed Electronics	IP44	IP65	IP65	-	-	-	
Dimensions (hwd)	ES1: 299 x 304 x 62mm ES2: 240 x 397 x 63mm ES3: 298 x 295 x 60mm ES4: 326 x 225 x 60mm ES5: 297 x 296 x 54mm	299 x 304 x 62mm 240 x 397 x 63mm 298 x 295 x 60mm 326 x 225 x 60mm 297 x 296 x 54mm	299 x 304 x 62mm 240 x 397 x 63mm 298 x 295 x 60mm 326 x 225 x 60mm 297 x 296 x 54mm	299 x 304 x 62mm 240 x 397 x 63mm 298 x 295 x 60mm 326 x 225 x 60mm 297 x 296 x 54mm	-	299 x 304 x 62mm 240 x 397 x 63mm 298 x 295 x 60mm 326 x 225 x 60mm 297 x 296 x 54mm	-
EN 50131-4	Grade 2	Grade 3	Grade 2	-	-	-	
EN 50131-4	Class IV	Class IV	Class IV	-	-	-	



Horizontal sounder with backlit illumination



**Patented Adjustable Backlight**


“The neighbours were really pleased we could adjust the brightness. It was all done from the comfort of the office via UDL.”

Patent no. 2551491



**Detachable D-LUX**

“The backlight can retrospectively be added or removed from a sounder allowing complete flexibility for customers.”



**Light Sensor**

“The D-LUX turns off in the day time which saves energy & prevents the LEDs burning out.”



**Dual LED Flasher Module**

Ultra High Visibility Twin LEDs  
Push to Fit on Orisec Decoy, fits all models  
Weatherproof Casing

“The programmable battery life of up to 6 years saves significant time on maintenance.”



### Programmable LEDs

“We programmed the white light to come on when the user was entering or leaving a premises.”



### School Lockdown

“Each classroom hears one sound for the lesson end and a different alarm sound if the school goes into lockdown.”



### Your Logo Screen Printed

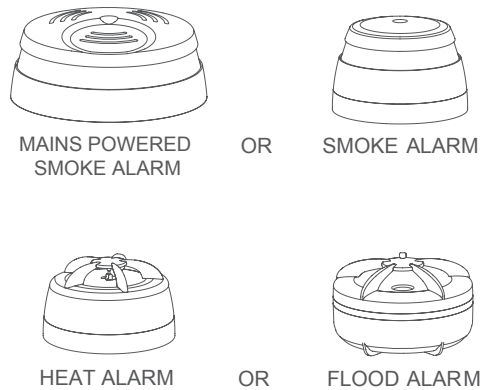
“We love how our logo looks when it’s printed directly onto the speakers and sounders.”

Connectivity	WIRED	WIRELESS	WIRED	WIRELESS	WIRED	WIRED	WIRED	WIRED
Product Name	INT-CS	W-INT-CS	INT-VA	W-INT-VA	INT-LS-LED	INT-LS	INT-LS-LED-C	INT-LS-C
Description	Internal Compact Sounder	Wireless Internal Sounder	Internal Voice Annunciator	Wireless Internal Voice Annunciator	Internal Extension Speaker with LEDs	Internal Extension Speaker	Internal Compact Extension Speaker with LEDs	Internal Compact Extension Speaker
Orisec Network Compatible	✓	-	✓	-	-	-	-	-
Piezo (High Level)	✓	✓	-	-	-	-	-	-
Piezo (Low Level)	✓	✓	✓	✓	-	-	-	-
Speaker	-	--	✓	✓	✓	✓	✓	✓
Programmable Sounds	✓	✓	✓	✓	-	-	-	-
Programmable I/O	2	2	3	3	-	-	-	-
Voice Annunciation	-	-	✓	✓	-	-	-	-
Front Cover Tamper	✓	✓	✓	✓	✓	✓	✓	✓
Wall Tamper	✓	✓	✓	✓	✓	✓	✓	✓
Programmable lens Illumination	-	-	-	-	✓	-	✓	-
Programmable Multi-Colour LED Indicators	-	-	-	-	✓	-	✓	-
Long Life LED Strobe	✓	✓	✓	✓	-	-	-	-
Optional Wireless Access Point	✓	-	✓	-	-	-	-	-
Acts as a Wireless Repeater	✓	✓ if PSU powered	✓	✓ if PSU powered	-	-	-	-
Frequencies	868.65MHz & 869.15 MHz	868.65MHz & 869.15 MHz	868.65MHz & 869.15 MHz	868.65MHz & 869.15 MHz	-	-	-	-
Battery	-	4 x 1.5V AA	-	4 x 1.5V AA	-	-	-	-
True Battery Reading	-	✓	-	✓	-	-	-	-
Average Battery Life	-	> 2 years	-	> 2 years	-	-	-	-
2 Way Wireless Communications	✓ Requires W-AP	✓	✓ Requires W-AP	✓	-	-	-	-
Frequency Hopping Technology	✓ Requires W-AP	✓	✓ Requires W-AP	✓	-	-	-	-
Simple Enrolment	✓ Requires W-AP	✓	✓ Requires W-AP	✓	-	-	-	-
Digital Thermometer	✓ Requires W-AP	✓	✓ Requires W-AP	✓	-	-	-	-
Typical Wireless Range	> 150m Line of Sight	> 150m Line of Sight	> 150m Line of Sight	> 150m Line of Sight	-	-	-	-
Dimensions (hwd)	120 x 120 x 49mm	120 x 120 x 49mm	120 x 120 x 49mm	120 x 120 x 49mm	120 x 120 x 49mm	120 x 120 x 49mm	101 x 101 x 31	85 x 85 x 30
EN 50131-4	Grade 3	Grade 2	Grade 3	Grade 2	Grade 3	Grade 3	Grade 3	Grade 3
Alarm Sound dB	100dB	100dB	85dB	85dB	95dB	95dB	85dB	85dB

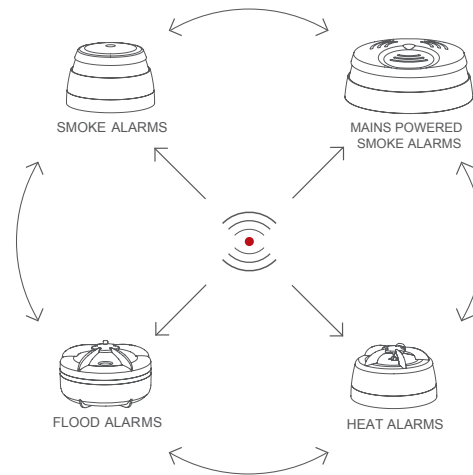


				
Connectivity	<b>WIRELESS</b>	<b>WIRELESS</b>	<b>WIRELESS</b>	<b>WIRELESS</b>
Product Name	W-SM-10Y	W-HT-10Y	W-SM-PSU	W-FLD
Description	Optical Smoke Detector	Rate of Rise & Fixed 58°C Heat Detector	Optical Smoke Detector	Optical Flood Detector
Built-in Sounder	✓	✓	✓	✓
85Dd(A) at 3m	✓	✓	✓	✓
Wireless Interlinked	✓	✓	✓	✓
Housing	Miniature 78mm Housing	Miniature 65mm Housing	Cable feed-through for Pendant Light	Miniature 65mm Housing
Battery Type	Non Replaceable	Non Replaceable	CR2 (Backup Battery)	CR123A
Average Battery Life	10 Years Non Replaceable	10 Years Non Replaceable	Up to 10 Years Recommended Replacement 5 years	5 Years
Integrated Test Button	✓	✓	✓	✓
Wall Mount Base with Probe Included	-	-	-	✓

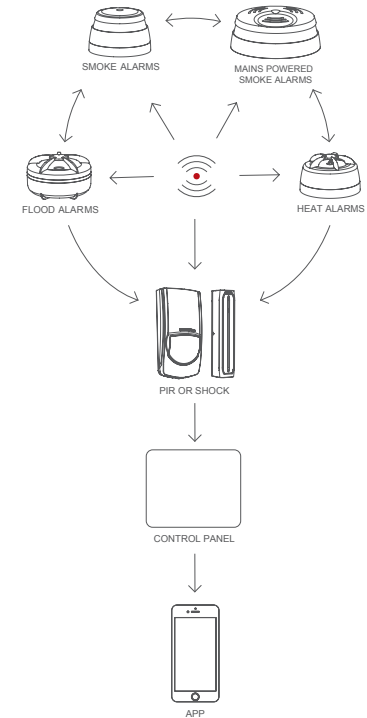
### Stand Alone





### Wireless Interlinked




### Fully Integrated with Orisec Wireless















						
Product Name	IPCAM-2-DF	IPCAM-5-DF	IPCAM-5-DV	IPCAM-2-BF	IPCAM-5-BF	IPCAM-5-BFA
Partizan Code	1473	1609	1585	1474	1552	1589
Description	Dome Camera with Fixed Lens	Dome Camera with Fixed Lens	Dome Camera with Varifocal Lens	Bullet Camera with Fixed Lens	Bullet Camera with Fixed Lens	Bullet Camera with Fixed Lens
Model	IPD-2SP-IR SE v2.3 Cloud	IPD-5SP-IR Starlight v2.0 Cloud	IPD-VF5MP-IR Starlight v2.0 Cloud	IPO-2SP SE v4.2 Cloud	IPO-5SP Starlight v1.0 Cloud	IPO-5SP SDM Starlight
Resolution	2.0Mp	5.0Mp	5.0Mp	2.0Mp	5.0Mp	5.0Mp
Image Sensor	1/2.9" FullHD CMOS	1/2.5" CMOS	1/2.5" CMOS Starlight	1/2.9" FullHD CMOS	1/2.5" CMOS Starlight	1/2.7" CMOS Starlight
Sensitivity, Lux	0.0001 Lux	0.01 Lux	0.01 Lux	0.0001 Lux	0.01 Lux	0.05 Lux
Lens	Fixed Focus f=2.8mm	Fixed Focus f=2.8mm	Manually Adjustable f=2.8-12mm	Fixed Focus f=2.8mm	Fixed Focus f=2.8mm	Fixed Focus f=3.6mm
IR Range / Night Vision	25m	25m	30m	30m	30m	20m (Flood Light 10m)
Dimensions	Ø110x86mm	Ø106x90mm	Ø120x93mm	Housing: Ø63x105mm Bracket: 55x75mm	Housing: Ø63x105mm Bracket: 55x75mm	Housing: Ø70x151mm Bracket: 72x70mm
Housing	Solid Metal	Solid Metal	Solid Metal	Solid Metal	Solid Metal	Solid Metal
Protection	IP66	IP66	IP66	IP66	IP66	IP66
Built-in microphone/speaker	-	-	-	-	-	✓
H.265 Compression	✓	✓	✓	✓	✓	✓
Supports mobile monitoring: iOS & Android	✓	✓	✓	✓	✓	✓
Partizan Cloud Storage Compatible	✓	✓	✓	✓	✓	✓
Remote access to the device with Partizan MAC	✓	✓	✓	✓	✓	✓
ONVIV Protocol Support	2.4+	2.4	2.4+	2.4	2.4+	2.6
Warranty	3 years	3 years	3 years	3 years	3 years	3 years

		
Product Name	POE-SWITCH-4	POE-SWITCH-8
Partizan Code	1635	1636
	PoE Switch	PoE Switch
Interface	4 POE ports + 2 Ethernet ports	8 POE ports + 2 Ethernet ports
Network Protocols	IEEE 802.3i 10BASE-T; IEEE 802.3u 100BASE-TX; IEEE 802.3x Flow Control; IEEE 802.1af DTE Power via MDI; IEEE 802.3af/at	IEEE 802.3i 10BASE-T; IEEE 802.3u 100BASE-TX; IEEE 802.3x Flow Control; IEEE 802.1af DTE Power via MDI; IEEE 802.3af/at
POE Support	4*10/100M	8*10/100M
POE Standard	IEEE 802.3af/at	IEEE 802.3af/at
Dimensions	139.6 x 139.6 x 29.6mm	199.6 x 159.6 x 29.6mm
Detects PoE power device automatically	✓	✓
Circuit protection prevents power interference between ports	✓	✓
LED indicators for monitoring power, link, activity and speed	✓	✓











	
Product Name	NVR-4
Partizan Code	1440
	4-ch POE NVR
	NVD-411 POE v2.0
Rec Speed	4 channels 5.0Mp@25fps, 8 channels 4.0Mp@25fps
Video Compression	H.264/H.265
Audio Inputs/Outputs	- /1ch RCA
Video Outputs	1xVGA, 1xHDMI
Supported HDD	1xSATA HDD ≤ 8Tb
Network	RJ-45 (10/100Base-T)
Management & Control	Optical mouse, IR remote, Network
Housing	High-quality plastic
Dimensions	255x236x44mm
ONVIV Protocol Support	2.4+
Warranty	3 years
Partizan Cloud Storage Compatible	✓
Remote access to the device with Partizan MAC	✓
ONVIV Protocol Support	2.4+
Warranty	3 years

# Batteries

Orisec Order Code	BAT-CR123	BAT-CR2032	BAT-CR2354	BAT-AA-1.5V	BAT-AA-1.5V-LITHIUM	BAT-ER14505			
									
	CR 123A 3V Lithium (also known as: CR 17345 3V)	CR 2032 3V Lithium	CR 2354 3V Lithium	1.5V AA	AA 1.5V Lithium 3000mA	UHE-ER14505 3.6V Lithium Thionyl Chloride AA 2200mAh			
Product Category	Wireless Detectors	Covert Magnetic Contacts	Wireless Covert Shock and Magnetic Contact	Wireless Key Fobs & PA	Wireless Keypads & Wireless External Detectors	Internal Sounders	Wireless External Sounders		
Product List	W-SD W-SD-MC W-FLD W-IR-100 W-QD-100 W-IR-100-PET W-IR-200 / R W-QD-200 / R W-IR-200-PET W-DT-300 W-DT-300-PET W-QD-360 W-DT-360 W-XD1 W-XD1-DT W-XD1-VB W-XD1-LR W-XD2 W-XD2-DT	W-MC-C W-ACC-C	W-SD-MC W-SD-MC-C	W-KFI-2 W-KFN-2 W-KFI-4 W-KFI-6 W-KFI-WT W-KFI-PA W-KFI-MED W-KF-4 W-KF-2 W-KF-PA W-RMT-1 W-RMT-2 W-RMT-4 W-RMT-6 W-DB W-PA	W-RK-700 (x4, 6 or 8) W-RK-720 (x4, 6 or 8) W-RK-750 (x4, 6 or 8) W-RK-800 (x4, 6 or 8) W-RK-820 (x4, 6 or 8) W-RK-850 (x4, 6 or 8) W-XD4 (x4)	W-INT-CS W-INT-VA	W-ES-120 Flasher Module W-ES-220 W-ES-320 W-ES-420 W-ES-520		
Quantity Required	1	1	1	2	1	4, 6 or 8	4	4	1

Orisec Order Code	BAT-ES	BAT-W-CP-40	BAT-NP2.3	BAT-NP3.4	BAT-NP7	BATNP-18
						
	Ni-MH 1/2AAA 260mAh 7.2 V	Rechargeable Ni-MH AA 2.4A Battery Pack	NP2.3-12	NP3.4-12	NP7-12	NP18-12
Product Category	Wired External Sounders	Wireless Stand-Alone Control Panels	Control Panels	Control Panels	Control Panels	Control Panels
Product List	ES-120 ES-130 ES-220 ES-230 ES-320 ES-330 ES-420 ES-430 ES-520 ES-530 W-RP-PSU	W-CP-40K W-CP-40T W-CP-40E	CP-10/20/60 CP-50/100/200/500 CK-10/20/60 Standard CT-10/20/60 Standard CK-10/20/60 PLUS CT-10/20/60 PLUS	CP-10/20/60 CP-50/100/200/500 CK-10/20/60 PLUS CT-10/20/60 PLUS	CP-10/20/60 CP-50/100/200/500 CK-10/20/60 PLUS CT-10/20/60 PLUS PZX-10	CP-50/100/200/500 (Metal Housings Only) PZX-10 (Metal Housings Only)
Quantity Required	1	1	1	1	1	1

## Contacts

CTACT-A40-G1	CTACT-A40-G1-B	CTACT-A41MULTI-G2	CTACT-D20-G1	CTACT-D20-G1-B
A40 5 Screw Single Reed Flush Contact 20mm Diameter	A40 5 Screw Single Reed Flush Contact 20mm Diameter Brown	A41MULTI 2 Terminal, Flush, Flush Tamper, Multi Panel Resistors, 20mm Diameter	D20 5 Screw Single Reed Surface Contact	D20 5 Screw Single Reed Surface Contact Brown
				
CTACT-D75MULTI-G2	CTACT-D75MULTI-G2-B	CTACT-E92-G2	CTACT-F10C-G2	CTACT-F10A-G2
D75MULTI 4 Terminal, Large Surface, multi panel resistors + TACT Tamper	D75MULTI 4 Terminal, Large Surface, multi panel resistors + TACT Tamper Brown	E92 4 Wire Single Reed Sealed Long Metal Surface Contact (0.5m Armoured Fly)	F10C 4 Wire, Roller Shutter Contact, 2 Metre Armoured Slewing, 50mm OG	F10A 4 wire, Roller Shutter Contact, 500mm armoured slewing, 50mm OG
				
CTACT-F10C-G2	CTACT-F10CMULTI-G2	CTACT-F10AMULTI-G2	CTACT-XEND24-G3	CTACT-YA40-G3
F10C 4 Wire, Roller Shutter Contact, 1 Metre Armoured Slewing, 50mm OG	F10CMULTI 8 core, Roller Shutter Contact, 1m armoured slewing, multi panel resistors	F10AMULTI 8 core, Roller Shutter Contact, 1m armoured slewing, multi panel resistors	XEND24 4 Terminal, Small Surface, multi panel resistors + TACT Tamper	YA40 20mm Flush, multi panel resistors, potted
				
CTACT-YA90-G3	CTACT-YEND24-G2	CTACT-YEND24-G2-B	CTACT-YEND74-G3	CTACT-YF10C-G3
YA90 25mm Flush, Stainless Steel plate, multi panel resistors, potted	YEND24 4 Terminal, Small Surface, multi panel resistors + TACT tamper Brown	YEND24 4 Terminal, Small Surface, multi panel resistors + TACT tamper Brown	YEND74 4 Terminal, Large Surface, multi panel resistors + TACT tamper	YF10C 8 core, Roller Shutter Contact, 1m armoured slewing, multi panel resistors UNIVERSAL
				



## Junction Boxes

J24	J81	J310	J40	J60
				

## Panic Buttons

W-PA	KP4 G2	KP5	PA2EW G3 / PA2EWNL G3	PA4W G3
Wireless Double Push Panic Button	Includes Key	Keyless	Latching / Non Latching	Latching
				

## Fused Spurs Boxes

3A Fused Spur Unswitched	Fused Spur Back Box 25mm	SPK-7	SPK-9	Cable	
				Cable-4 Core T1	Cable-4 Core T1
				Cable-6 Core T1	Cable-6 Core T1
				Cable-8 Core T1	Cable-8 Core T1
					

## Antennae

ANT-WIFI-METAL_BOX	ANT-GSM-METAL-BOX	ANT-GSM-3M-EXTENSION
		



[www.ecl-ips.com](http://www.ecl-ips.com) | 01527 872000



**Exclusively for Professional Installers**

The most reliable, installer friendly security equipment available

